

## 8 piece carbide bur sets – Single cut, double cut

Contains eight carbide burs in the shapes and dimensions most commonly used in the workshop.

The sturdy plastic box protects the burs from dirt and damage.

Two additional unused slots are available for other burs.

### EDP 26546

#### 8 piece single cut carbide bur set 1/4" shank (plastic case)




Contains 8 pcs. burs with 1/4" shank diameter and single cut.

### EDP 26547

#### 8 piece double cut carbide bur set 1/4" shank (plastic case)

Contains 8 pcs. burs with 1/4" shank diameter and double cut.



Set contents shape	Bur dia. d <sub>1</sub> [Inches]	Bur length l <sub>2</sub> [Inches]	SCTI no.	Cut type and set EDP number		Cut type and set EDP number		
				Single 	Individual bur EDP's in set	Double 	Individual bur EDP's in set	
Cylindrical (plain end)	3/8	3/4	SA-3	26546	24061	26547	24062	1
	1/2	1	SA-5		24101		24102	1
Cylindrical (radius end)	3/8	3/4	SC-3		24421		24422	1
	1/2	1	SC-5		24461		24462	1
Ball	3/8	5/16	SD-3		24561		24562	1
Tree (radius end)	3/8	3/4	SF-3		24701		24702	1
	1/2	1	SF-5		24721		24722	1
Tree (pointed end)	3/8	3/4	SG-3		24801		24802	1

## 5 piece carbide bur set – diamond cut

Contains five carbide burs in the shapes and dimensions most commonly used in the workshop.

The sturdy plastic box protects the burs from dirt and damage.



Five additional unused slots are available for other burs.

### EDP 26552

#### 5 piece carbide bur set 1/4" shank diamond cut (plastic case)

Contains 5 pcs. burs with 1/4" shank diameter and diamond cut.



Set contents shape	Bur dia. d <sub>1</sub> [Inches]	Bur length l <sub>2</sub> [Inches]	SCTI no.	Cut type and set EDP number		
				Diamond 	Individual bur EDP's in set	
Cylindrical (plain end)	1/2	1	SA-5	26552	24103	1
Cylindrical (radius end)	1/2	1	SC-5		24463	1
Oval	1/2	7/8	SE-5		24653	1
Tree (radius end)	1/2	1	SF-5		24723	1
14° Taper	1/2	1-1/8	SL-4		25163	1