



Illuminated Pushbuttons with Plastic Bezel

Package Quantity: 1

Shape	Lamp	Operation	Contact	Contact Block Mounting Position			Part No.	③ Operating Voltage Code	② Lens Color Code			
				1	2	3						
	Without Lamp	Momentary	1NO	NO	FA	—	YW1L-M2E10Q0②	0: without lamp 250V AC/DC max.	A: amber G: green R: red S: blue W: white Y: yellow			
			1NC	—	FA	NC	YW1L-M2E01Q0②					
			2NO	NO	FA	NO	YW1L-M2E20Q0②					
			2NC	NC	FA	NC	YW1L-M2E02Q0②					
		1NO-1NC	NO	FA	NC	YW1L-M2E11Q0②						
		Maintained	1NO	NO	FA	—	YW1L-A2E10Q0②					
			1NC	—	FA	NC	YW1L-A2E01Q0②					
			2NO	NO	FA	NO	YW1L-A2E20Q0②					
			2NC	NC	FA	NC	YW1L-A2E02Q0②					
		1NO-1NC	NO	FA	NC	YW1L-A2E11Q0②						
		LED	Momentary	1NO	NO	FA	—			YW1L-M2E10Q③②	2: 6V AC/DC 3: 12V AC/DC 4: 24V AC/DC H: 110V AC/DC M3: 230/240V AC/DC	A: amber G: green PW: pure white R: red S: blue W: white Y: yellow Built-in LED lamp: LSED-③②N
				1NC	—	FA	NC			YW1L-M2E01Q③②		
	2NO			NO	FA	NO	YW1L-M2E20Q③②					
	2NC			NC	FA	NC	YW1L-M2E02Q③②					
	1NO-1NC		NO	FA	NC	YW1L-M2E11Q③②						
	Maintained		1NO	NO	FA	—	YW1L-A2E10Q③②					
			1NC	—	FA	NC	YW1L-A2E01Q③②					
			2NO	NO	FA	NO	YW1L-A2E20Q③②					
			2NC	NC	FA	NC	YW1L-A2E02Q③②					
	1NO-1NC		NO	FA	NC	YW1L-A2E11Q③②						
	Incandescent		Momentary	1NO	NO	FA	—	YW1L-M2E10Q③②	5: 6V AC/DC 6: 12V AC/DC 7: 24V AC/DC	A: amber G: green R: red S: blue W: white Y: yellow Built-in incandescent lamp: LS-T③		
				1NC	—	FA	NC	YW1L-M2E01Q③②				
		2NO		NO	FA	NO	YW1L-M2E20Q③②					
		2NC		NC	FA	NC	YW1L-M2E02Q③②					
1NO-1NC		NO	FA	NC	YW1L-M2E11Q③②							
Maintained		1NO	NO	FA	—	YW1L-A2E10Q③②						
		1NC	—	FA	NC	YW1L-A2E01Q③②						
		2NO	NO	FA	NO	YW1L-A2E20Q③②						
		2NC	NC	FA	NC	YW1L-A2E02Q③②						
1NO-1NC		NO	FA	NC	YW1L-A2E11Q③②							
		Without Lamp	Momentary	1NO	NO	FA	—	YW1L-MF2E10Q0②			0: without lamp 250V AC/DC max.	A: amber G: green R: red S: blue W: white Y: yellow
				1NC	—	FA	NC	YW1L-MF2E01Q0②				
	2NO			NO	FA	NO	YW1L-MF2E20Q0②					
	2NC			NC	FA	NC	YW1L-MF2E02Q0②					
	1NO-1NC		NO	FA	NC	YW1L-MF2E11Q0②						
	Maintained		1NO	NO	FA	—	YW1L-AF2E10Q0②					
			1NC	—	FA	NC	YW1L-AF2E01Q0②					
			2NO	NO	FA	NO	YW1L-AF2E20Q0②					
			2NC	NC	FA	NC	YW1L-AF2E02Q0②					
	1NO-1NC		NO	FA	NC	YW1L-AF2E11Q0②						
	LED		Momentary	1NO	NO	FA	—	YW1L-MF2E10Q③②	2: 6V AC/DC 3: 12V AC/DC 4: 24V AC/DC H: 110V AC/DC M3: 230/240V AC/DC	A: amber G: green PW: pure white R: red S: blue W: white Y: yellow Built-in LED lamp: LSED-③②N		
				1NC	—	FA	NC	YW1L-MF2E01Q③②				
		2NO		NO	FA	NO	YW1L-MF2E20Q③②					
		2NC		NC	FA	NC	YW1L-MF2E02Q③②					
		1NO-1NC	NO	FA	NC	YW1L-MF2E11Q③②						
		Maintained	1NO	NO	FA	—	YW1L-AF2E10Q③②					
			1NC	—	FA	NC	YW1L-AF2E01Q③②					
			2NO	NO	FA	NO	YW1L-AF2E20Q③②					
			2NC	NC	FA	NC	YW1L-AF2E02Q③②					
		1NO-1NC	NO	FA	NC	YW1L-AF2E11Q③②						
		Incandescent	Momentary	1NO	NO	FA	—	YW1L-MF2E10Q③②			5: 6V AC/DC 6: 12V AC/DC 7: 24V AC/DC	A: amber G: green R: red S: blue W: white Y: yellow Built-in incandescent lamp: LS-T③
				1NC	—	FA	NC	YW1L-MF2E01Q③②				
	2NO			NO	FA	NO	YW1L-MF2E20Q③②					
	2NC			NC	FA	NC	YW1L-MF2E02Q③②					
1NO-1NC	NO		FA	NC	YW1L-MF2E11Q③②							
Maintained	1NO		NO	FA	—	YW1L-AF2E10Q③②						
	1NC		—	FA	NC	YW1L-AF2E01Q③②						
	2NO		NO	FA	NO	YW1L-AF2E20Q③②						
	2NC		NC	FA	NC	YW1L-AF2E02Q③②						
1NO-1NC	NO		FA	NC	YW1L-AF2E11Q③②							

Note: Specify a lens color code in place of ② in the Part No.

Specify an operating voltage code in place of ③ in the Part No.

FA: Full voltage adapter

- APEM
- Switches & Pilot Lights
- Control Boxes
- Emergency Stop Switches
- Enabling Switches
- Safety Products
- Explosion Proof
- Terminal Blocks
- Relays & Sockets
- Circuit Protectors
- Power Supplies
- LED Illumination
- Controllers
- Operator Interfaces
- Sensors
- AUTO-ID
- Flush Silhouette
- ø16
- ø22
- ø30
- Miniature
- Pilot Lights


HW

TW

YW

Illuminated Pushbuttons with Plastic Bezel

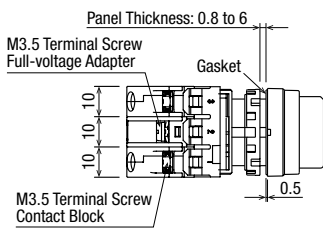
Package Quantity: 1

Shape	Lamp	Operation	Contact	Contact Block Mounting Position			Part No.	③ Operating Voltage Code	② Lens Color Code				
				1	2	3							
	Without Lamp	Momentary	1NO	NO	FA	—	YW1L-M4E10Q0②	0: without lamp 250V AC/DC max.	A: amber G: green R: red S: blue W: white Y: yellow				
			1NC	—	FA	NC	YW1L-M4E01Q0②						
			2NO	NO	FA	NO	YW1L-M4E20Q0②						
			2NC	NC	FA	NC	YW1L-M4E02Q0②						
			1NO-1NC	NO	FA	NC	YW1L-M4E11Q0②						
			1NO-1NC	NO	FA	—	YW1L-A4E10Q0②						
		Maintained	1NC	—	FA	NC	YW1L-A4E01Q0②						
			2NO	NO	FA	NO	YW1L-A4E20Q0②						
			2NC	NC	FA	NC	YW1L-A4E02Q0②						
			1NO-1NC	NO	FA	NC	YW1L-A4E11Q0②						
			LED	Momentary	1NO	NO	FA			—	YW1L-M4E10Q3②	2: 6V AC/DC 3: 12V AC/DC 4: 24V AC/DC H: 110V AC/DC M3: 230/240V AC/DC	A: amber G: green PW: pure white R: red S: blue W: white Y: yellow Built-in LED lamp: LSED-③②N
					1NC	—	FA			NC	YW1L-M4E01Q3②		
	2NO	NO			FA	NO	YW1L-M4E20Q3②						
	2NC	NC			FA	NC	YW1L-M4E02Q3②						
	1NO-1NC	NO			FA	NC	YW1L-M4E11Q3②						
	1NO-1NC	NO			FA	—	YW1L-A4E10Q3②						
	Maintained	1NC	—	FA	NC	YW1L-A4E01Q3②							
		2NO	NO	FA	NO	YW1L-A4E20Q3②							
		2NC	NC	FA	NC	YW1L-A4E02Q3②							
		1NO-1NC	NO	FA	NC	YW1L-A4E11Q3②							
		Incandescent	Momentary	1NO	NO	FA	—	YW1L-M4E10Q3②	5: 6V AC/DC 6: 12V AC/DC 7: 24V AC/DC	A: amber G: green R: red S: blue W: white Y: yellow Built-in incandescent lamp: LS-T③			
				1NC	—	FA	NC	YW1L-M4E01Q3②					
	2NO			NO	FA	NO	YW1L-M4E20Q3②						
	2NC			NC	FA	NC	YW1L-M4E02Q3②						
1NO-1NC	NO			FA	NC	YW1L-M4E11Q3②							
1NO-1NC	NO			FA	—	YW1L-A4E10Q3②							
Maintained	1NC		—	FA	NC	YW1L-A4E01Q3②							
	2NO		NO	FA	NO	YW1L-A4E20Q3②							
	2NC		NC	FA	NC	YW1L-A4E02Q3②							
	1NO-1NC		NO	FA	NC	YW1L-A4E11Q3②							

Note: Specify a lens color code in place of ② in the Part No.
Specify an operating voltage code in place of ③ in the Part No.

FA: Full voltage adapter

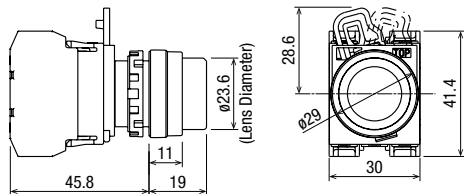
Dimensions
(Illuminated Pushbuttons with Plastic Bezel)



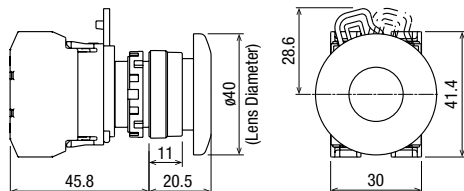
Contact Block Mounting Position



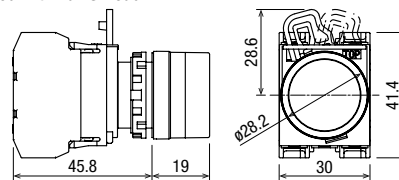
Extended



Mushroom



Extended with Full Shroud



All dimensions in mm.