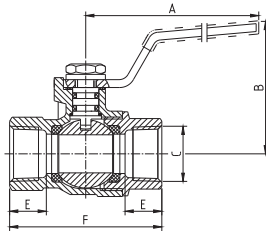


**Fire Protection and Detection Systems
Equipment List**



FIRE AREA: Fire Protection System for Fuel Oil Tank Area					Sub-Contractor Drawing Nr.: TP12_SGG41_701					
SYSTEM KKS: SGG41、SGF41、SGF42、SGF43					Project Drawing Nr.: N/A					
Sr. No	KKS No.	Qty.	Description	P&ID Reference	Type	Material	Dimension (mm)	Manufacturer	Model	Remarks
12	00SGG41AA881 00SGG41AA882 00SGG41AA883 00SGF41AA881 00SGF41AA882 00SGF41AA883 00SGF42AA881 00SGF42AA882 00SGF42AA883 00SGF43AA881 00SGF43AA882	11	Drain Valve	TJB56-L3-OFF-C-SGG-M-PID-1410	DN50, UL	Bronze	274x163x127(LxWxH)	ZHIQING	1000	
13	/	27	HP Upright Sprinkler	TJB56-L3-OFF-C-SGG-M-PID-1410	VK124, K80.6, 79°C, DN15, UL/FM	Brass with white polyester	40x40x60(LxWxH)	VIKING	VK124	
14	/	158	Model E Spray Nozzle	TJB56-L3-OFF-C-SGG-M-PID-1410	VK814, K33.1, 125°, NPT1/2, UL/FM	Brass	30x30x61(LxWxH)	VIKING	VK814	
15	00SGG41FD001	1	Fire Department Connection	TJB56-L3-OFF-C-SGG-M-PID-1410	DN100, Straight type, UL/FM	ASTM B584 C85700	140x202x130(LxWxH)	BH	BH-1	
16	00SGF59BB001	1	Foam Tank	TJB56-L3-OFF-C-SGG-M-PID-1410	MXCH1200GAF-16,4500L,FM/UL	Cabon Steel	2957xφ1500x1000 (HxφDxP)	KCA		
17	00SGF41AA586	1	Foam Contral Valve	TJB56-L3-OFF-C-SGG-M-PID-1410	DN50			KCA		
18	00SGF41AA588	1	Foam Ratio Controller	TJB56-L3-OFF-C-SGG-M-PID-1410	Model KFP, DN150, FM/UL	Bronze	381x84x118(AxBxC)	KCA		
19	00SGF41AA850	1	Foam Chamber	TJB56-L3-OFF-C-SGG-M-PID-1410	CS-20, DN100	Cabon Steel	400x855x385x1368 (Cx Dx ExH)	KCA		
20	00SGF42AA851 00SGF42AA852 00SGF42AA853 00SGF42AA854	4	Industrial Monitor	TJB56-L3-OFF-C-SGG-M-PID-1410	Style 649, DN80, FM	Brass		KCA		

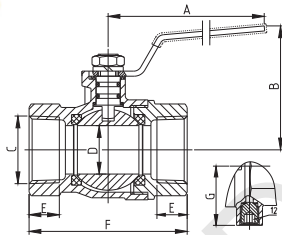
Female/female full port ball valve, steel lever handle
Forged brass body chrome plated ball with brass stem, double O-rings
UL approved @250psi, CSA approved @1/2, 5 and 125 psig, FM listed,
NSF on going, 600WOG



UL FM SF QB2T700

DN	C	Dimension			
		A	B	E	F
		MM	MM	MM	MM
8	1/4-18NPT	60	42	11.5	41.8
10	3/8-18NPT	85	47	12.5	47.5
15	1/2-14NPT	90	52	16	58.7
20	3/4-14NPT	90	52.4	18.5	67.6
25	1-11 1/2NPT	115	58.6	21	79.6
32	1 1/4-11 1/2NPT	141	76	23	92.5
40	1 1/2-11 1/2NPT	141	80	23.5	95
50	2-11 1/2NPT	151	90	24	114

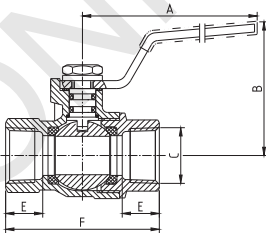
Female/female full port ball valve, with 1/8" NPT side tap, steel lever handle
Forged brass body chrome plated ball with brass stem, double O-rings
CSA approved @1/2psig, 600WOG



SF QB2T707

DN	C	Dimension				
		A	B	E	F	G
		MM	MM	MM	MM	MM
25	1-11-1/2NPT	115	58.6	18	79.6	32

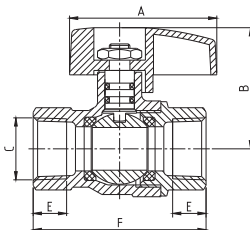
Female/female nickel plated full port ball valve, steel lever handle
Forged brass body chrome plated ball with brass stem, double O-rings
UL approved @250psi; CSA approved @1/2, 5 and 125 psig, 600WOG



UL SF QB2T710

DN	C	Dimension			
		A	B	E	F
		MM	MM	MM	MM
8	1/4-18NPT	60	42	11.5	41.8
10	3/8-18NPT	85	47	12.5	47.5
15	1/2-14NPT	90	52	16	58.7
20	3/4-14NPT	90	52.4	18.5	67.6
25	1-11 1/2NPT	115	58.6	21	79.6
32	1 1/4-11 1/2NPT	141	76	23	92.5
40	1 1/2-11 1/2NPT	141	80	23.5	95
50	2-11 1/2NPT	151	90	24	114

Female/female nickel plated full port ball valve, aluminum lever handle
Forged brass body chrome plated ball with brass stem, double O-rings
UL approved @250psi; CSA approved @1/2, 5 and 125 psig, 600WOG



UL SF QB2T730

DN	C	Dimension			
		A	B	E	F
		MM	MM	MM	MM
15	1/2-14NPT	50	41	14	58.7