Downloaded on 30 September 2024 09:31 | Tri Okta Fevina - ENG BUS

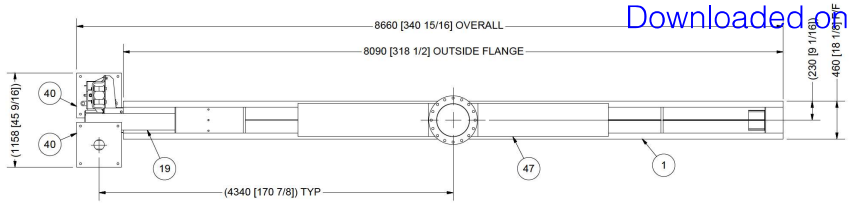

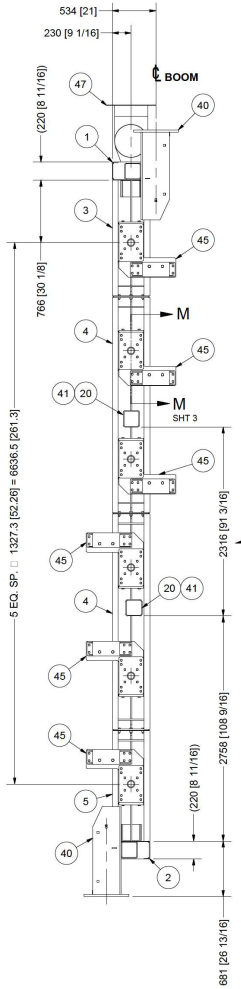

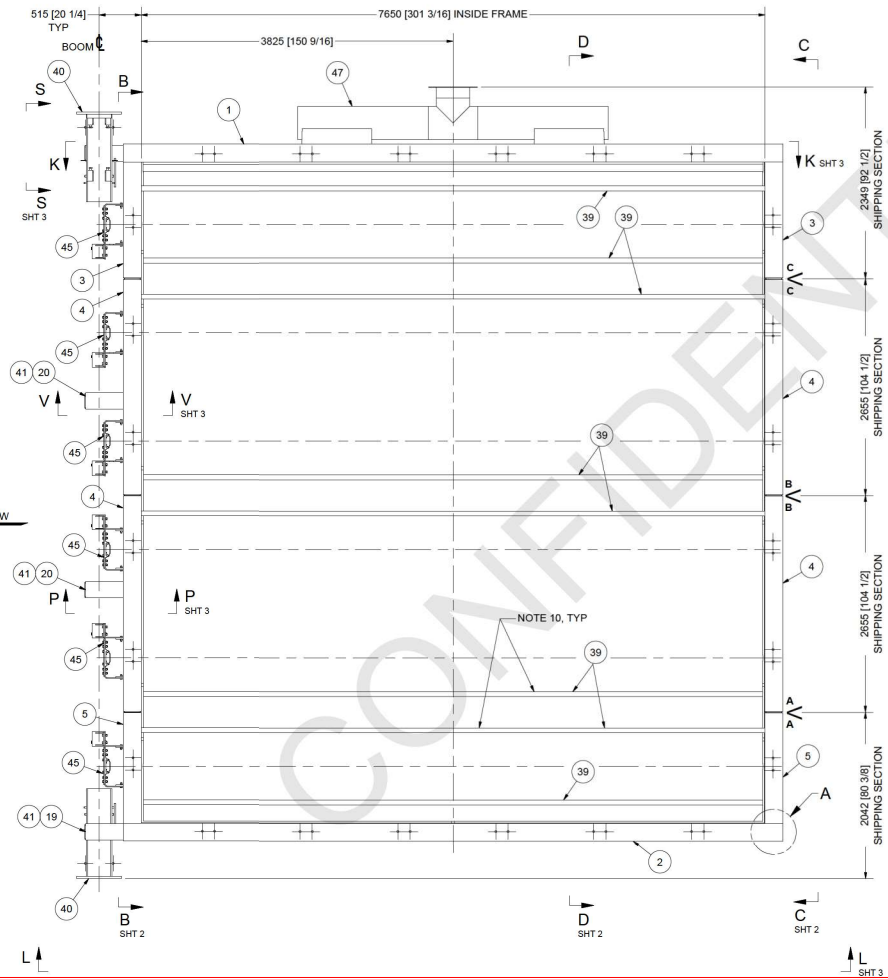

ELEVATION VIEW / FLOW INTO PAPER
SCALE 1 / 30

PARTS LIST

ITEM	QTY	PART NUMBER	DESCRIPTION	MATERIAL	DESIGNATION	MATERIAL LIST DESCRIPTION
1	1	314470-01	PLATE, FORMED, CHANNEL	A36	8 mm	978 mm x 8090 mm
2	1	314470-02	PLATE, FORMED, CHANNEL	A36	8 mm	978 mm x 8090 mm
3	2	314470-03	PLATE, FORMED, CHANNEL	A36	8 mm	978 mm x 1421 mm
4	4	314470-04	PLATE, FORMED, CHANNEL	A36	8 mm	978 mm x 2639 mm
5	2	314470-05	PLATE, FORMED, CHANNEL	A36	8 mm	978 mm x 1353 mm
6	12	314470-06	PLATE, SPLICE	A36	10 mm	204 mm x 444 mm
7	12	314470-07	STIFFENER, LIFT LUG	A36	14 mm	166 mm x 444 mm
8	12	314470-08	PLATE, CLADDING	C276	5 mm	200 mm x 200 mm
9	2	314470-09	CLADDING	C276	1.6 mm	420 mm x 1404 mm
10	4	314470-10	CLADDING	C276	1.6 mm	420 mm x 2605 mm
11	2	314470-11	CLADDING	C276	1.6 mm	420 mm x 1336 mm
12	6	314470-12	CLADDING, SPLICE	C276	1.6 mm	100 mm x 420 mm
13	4	314470-13	STIFFENER, LIFT LUG	A36	25 mm	166 mm x 444 mm
14	1	314470-14	PLATE, FORMED, SEAL LAND	C276	3.2 mm	276 mm x 7647 mm
15	1	314470-15	CLADDING, FORMED	C276	1.6 mm	181 mm x 7647 mm
16	1	314470-16	CLADDING, FORMED	C276	1.6 mm	181 mm x 7647 mm
17	1	314470-17	CLADDING	C276	1.6 mm	420 mm x 7647 mm
18	4	314470-18	PLATE, GUSSET	A36	10 mm	212 mm x 444 mm
19	2	314470-19	TUBE, SQUARE 200x200x12	A500 Gr B	HSS 200 x 200 x 12	1097 mm LONG
20	2	314470-20	TUBE, SQUARE 200x200x12	A500 Gr B	HSS 200 x 200 x 12	1097 mm LONG
21	12	314470-21	STIFFENER, LIFT LUG	A36	8 mm	166 mm x 444 mm
22	6	314470-22	PLATE, BASE, CORNER STIFFENER	A36	6 mm	200 mm x 250 mm
23	12	314470-23	PLATE, CORNER STIFFENER	A36	14 mm	50 mm x 200 mm
24	2	314470-24	PLATE, STIFFENER	A36	14 mm	50 mm x 1250 mm
25	2	314470-25	PLATE, STIFFENER	A36	14 mm	50 mm x 696 mm
26	1	314470-26	PLATE, STIFFENER	A36	14 mm	50 mm x 1993 mm
27	1	314470-27	PLATE, STIFFENER	A36	14 mm	50 mm x 524 mm
28	6	314470-28	PLATE, STIFFENER	A36	14 mm	50 mm x 288 mm
29	12	314470-29	PLATE, STIFFENER	A36	14 mm	50 mm x 110 mm
30	2	314470-30	PLATE, STIFFENER	A36	14 mm	50 mm x 491 mm
31	2	314470-31	PLATE, STIFFENER	A36	14 mm	50 mm x 152 mm
32	1	314470-32	PLATE, STIFFENER	A36	14 mm	50 mm x 456 mm
33	1	314470-33	PLATE, STIFFENER	A36	14 mm	50 mm x 824 mm
34	1	314470-34	PLATE, STIFFENER	A36	14 mm	50 mm x 5100 mm
35	1	314470-35	PLATE, STIFFENER	A36	14 mm	50 mm x 545 mm
36	6	314470-36	PLATE, STIFFENER	A36	14 mm	50 mm x 376 mm
37	2	314470-37	PLATE, STIFFENER	A36	14 mm	50 mm x 1021 mm
38	1	314470-38	PLATE, STIFFENER	A36	14 mm	50 mm x 613 mm
39	8	314470-39	PIPE, 3", SCH 80	A53	3" SCH 80	7647 mm LONG
40	2	305997	CYLINDER MOUNT			WELDMENT
41	4	300618	CAP PLATE, 200 x 200 TUBE	A36	10 mm	183 mm x 183 mm
42	12	300856	HOUSING, BEARING, 2 15/16" CLADDED SHAFT			
43	6	300857	DRIVE BEARING GLAND ASSY, 2 15/16" CLADDED SHAFT			ASSEMBLY
44	6	300858	IDLER BEARING GLAND ASSY, 2 15/16" CLADDED SHAFT			ASSEMBLY
45	6	309385	BEARING PEDESTAL ASSY, Ø2.94", RH			ASSEMBLY
46	1	314892	JAMB SEAL ARRANGEMENT			ASSEMBLY
47	1	314901	PORT, SEAL AIR, HEADER, 16"			WELDMENT
48	12	314918	PLATE, PEDESTAL MOUNT	A36	14 mm	304 mm x 444 mm
49	48	158286-0118	BOLT, HEX, M16 X 2 X 55	CL 8.8		
50	48	160607-0022	NUT, HEX, M16 X 2	CL 8		
51	36	158286-0135	BOLT, HEX, M20 X 2.5 X 50	CL 8.8		
52	36	160607-0024	NUT, HEX, M20 X 2.5	CL 8		
53	3	161739-0026	PIPE FITTING, COUPLING, 1/4 NPT	316 SS		
54	3	161746-0002	PIPE PLUG, HEX HEAD, 1/4	316 SS		

NOTES:

1. SEE GENERAL ARRANGEMENT DRAWING FOR NOTES.
2. ALL DIMENSIONS ARE MILLIMETERS [INCHES].
3. INSTALL BLADES BEFORE FINAL WELDING OF FRAME.
4. USE DRIVE BLADE ASSEMBLY TO ALIGN FRAME PARALLEL TO BLADE SEALS DURING SHOP ASSEMBLY.
5. REFERENCE G.A. DRAWING 2815-108.
6. TYPICAL SHIPPING SECTIONS ARE INDENTIFIED AS FOLLOWS:
   2815-108-01 (G.A. DRAWING N□- SHIPPING SECTION N□)
7. FABRICATOR SHALL MATCH MARK ALL SHIPPING SECTIONS AS INDICATED.
8. FABRICATOR SHALL INDICATE FLOW DIRECTION ON EACH SHIPPING SECTION.
9. FABRICATOR SHALL SUPPLY SHIPPING BRACES AS REQUIRED.
10. SHIPPING BRACES SHALL BE PAINTED YELLOW. NO PERMANENT BRACES.

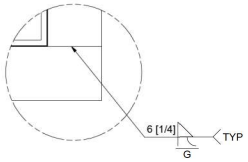

DETAIL A
SCALE 1 / 10

CONFIDENTIAL

BACHMANN INDUSTRIES, INC.

"DEFINING THE LEADING EDGE"

BACHMANN® INDUSTRIES, INC.
416 LEWISTON JUNCTION RD., P.O. BOX 2150
AUBURN, MAINE, USA 04211-2150
TEL: +1 207-784-1903
FAX: +1 207-784-3904
WWW.BACHMANN.COM

DO NOT SCALE PRINT. DIMENSIONS APPLY TO AFTER FINISHED CONDITION. REMOVE ALL SHARP EDGES & BURRS. UNLESS OTHERWISE NOTED DIMENSION TOLERANCES ARE:

FABRICATION: ±1.5mm 0mm< X ≤ 305mm; ±1/16" 0" < X ≤ 12"; ±3mm 305mm< X ≤ 914mm; ±1/8" 12"< X ≤ 36"; ±6mm 914mm < X ≤3658mm; ±1/4" 36" < X ≤ 144"; ±10mm X > 3658mm; ±3/8" X> 144"

MACHINING: MM INCH; X = ± 25 ± 1; XX = ± 13 ± .51; XXX = ± .005

ANGULAR: X° = ±5°; X° = ±0.5°

MATERIAL: REF BOM

THIS DRAWING AND ALL INFORMATION CONTAINED HEREIN IS OWNED BY BACHMANN INDUSTRIES, INC. IT IS NOT TO BE SHARED, COPIED, DISTRIBUTED OR USED IN ANY WAY DETRIMENTAL TO THE INTERESTS OF BACHMANN INDUSTRIES, INC.

DRAWN BY SAH	07-Mar-18	THIRD ANGLE PROJECTION
CHECKED BY CRH	09-Mar-18	
APPROVED BY EES	15-Mar-18	SIZE D; SCALE NOTED
CUSTOMER/PROJECT		SHEET 1 of □

TITLE: FRAME ASSEMBLY

NUMBER: 314470 REV: -

FORM ID: STANDARD.DWG (BB-D), 23AUG17, REV 1

ZONE	LTR	DESCRIPTION	BY	DATE	CHK	DATE	APP	DATE

REVISIONS

Uncontrolled when print out or downloaded. Verify that this is the correct version before use.
Reproduction of part or all the contents of the document is prohibited without written permission from PT. Bhumi Jepara Sejahtera