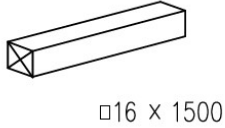
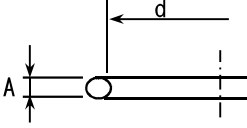
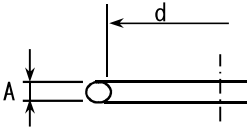
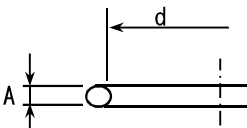
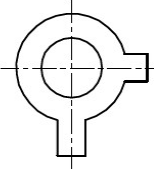
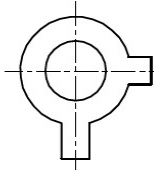
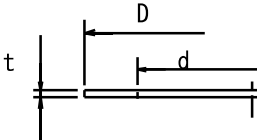
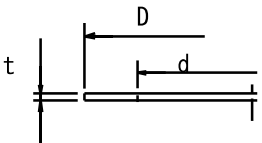
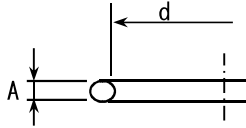
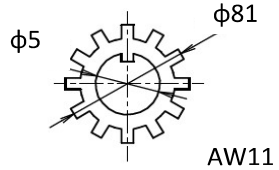
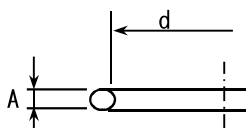
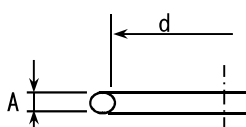
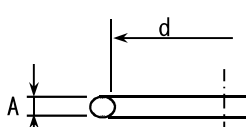
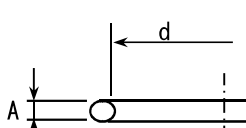


LP Heater Drain Pump	REF.DWG.No.	PR170730701/911
----------------------	-------------	-----------------

No.	PART NAME	SKETCH	MATERIAL	SUPPLY		PART No.	REMARKS
				WORKING FOR 1SET	TOTAL		
1	GLAND PACKING	 □16 x 1500	#6501L	2	4	114	
2	RUBBER PACKING		FLUORINE RUBBER	1	2	115	A= 5mm d= 399mm
3	RUBBER PACKING		FLUORINE RUBBER	7	14	116	A= 5mm d= 429mm
4	O-RING		FLUORINE RUBBER	1	2	117	A= 5.7mm d= 249.3mm (G-250)
5	LOCK WASHER		SUS304	6	12	125	FOR M8
6	LOCK WASHER		SUS304	6	12	127	FOR M10
7	SHEET PACKING		V.#6500	3	6	214	D= 180mm d= 134mm t= 0.5mm

LP Heater Drain Pump	REF.DWG.No.	PR170730701/911
----------------------	-------------	-----------------

No.	PART NAME	SKETCH	MATERIAL	SUPPLY		PART No.	REMARKS
				WORKING FOR 1SET	TOTAL		
8	SHEET PACKING		V.#6500	2	4	215	D= 160x80mm d= 120x40mm t= 1.5mm
9	O-RING		NBR	2	4	224-1	A= 2.4mm d= 17.8mm (P18)
10	LOCK WASHER		SPCC	1	2	316	
11	O-RING		FLUORINE RUBBER	2	4	317	A= 3.1mm d= 69.4mm (G70)
12	O-RING PIPING FOR 25A UNION		FLUORINE RUBBER	3	6	-	A= 3.1mm d= 34.4mm (G35)
13	O-RING PIPING FOR 15A UNION		FLUORINE RUBBER	12	24	-	A= 3.1mm d= 24.4mm (G25)
14	O-RING For Balance Piping Flange		FLUORINE RUBBER	2	4	-	A= 3.1mm d= 34.4mm (G35)