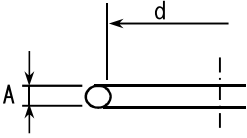
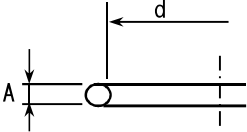
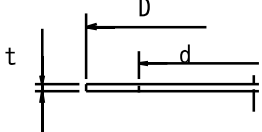
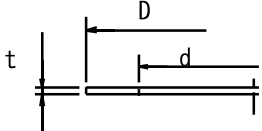
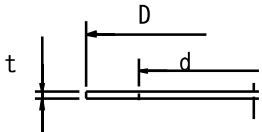
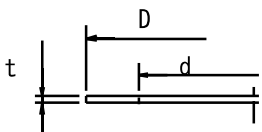
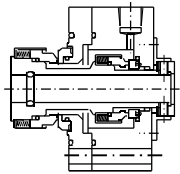


## Mandatory Spare Parts List

TURBINE DRIVEN BOILER FEEDWATER PUMP			REF.DWG.No.	R170411901-105			
No.	PART NAME	SKETCH	MATERIAL	SUPPLY		PART No.	REMARKS
				WORKING FOR 1SET	TOTAL		
A-15	O-RING MECH. SEAL SLEEVE		EPDM	2	8	-	Refer to P/N 14 of mechanical seal drawing "TJB56-L1-OFF-C-LAC-M-DRD-2706"
A-16	O-RING MECH. SEAL COVER		EPDM	2	8	-	Refer to P/N 17 of mechanical seal drawing "TJB56-L1-OFF-C-LAC-M-DRD-2706"
A-17	GASKET DISCH. COVER TO BARREL		SUS304 GRAPHITE	1	4	744	D= 852.5mm d= 804.9mm t= 4.5mm
A-18	GASKET VOLUTR TO BARREL		SUS304 GRAPHITE	1	4	744-04	D= 792.2mm d= 725.6mm t= 4.5mm
A-19	GASKET SUCTION COVER TO BARREL		SUS304 GRAPHITE	1	4	744-08	D= 831.2mm d= 796mm t= 4.5mm
A-20	GASKET HOUSING THRUST BEARING		V#6500 V#681	1SET	4SET	744-09	D= 394mm d= 279.5mm t= 0.8, 0.5mm 0.3, 0.2mm
A-21	MECHANICAL SEAL ASSY		-	2	8	-	Refer to mechanical seal drawing "TJB56-L1-OFF-C-LAC-M-DRD-2706"