






P 17 Tempra Pro IP 66/67 - LV 16, 32, 63 and 125 A

selection chart

Conform to BS EN 60309-1 and IEC 60309-1 and BS EN 60309-2 and IEC 60309-2 IP 44 according to BS EN 60529 and IEC 60529 IK 09 according to BS EN 62262 and IEC 62262 Material: polyamide 6 Self-extinguishing: 850 °C (support of active parts) / 650 °C (plastic housing)			FUNCTIONS				
			SURFACE MOUNTING SOCKETS	PANEL MOUNTING SOCKETS INCLINED OUTLET	MOBILE SOCKETS	STRAIGHT PLUGS	APPLIANCE INLETS
LV							
			Female connector	Female connector	Female connector	Male connector	Male connector
100 to 130 V _~ 50/60 Hz	16 A	2 P + \perp	5553 51	5553 81	5553 01	5553 21	0568 00
	32 A	2 P + \perp	5554 51	5554 81	–	5554 31	–
200 to 250 V _~ 50/60 Hz	16 A	2 P + \perp	5553 54	5553 84	5553 04	5553 24	0568 03
		3 P + \perp	5553 55	5553 85	5553 05	5553 25	–
		3 P + N + \perp	5553 56	5553 86	5553 06	5553 26	–
	32 A	2 P + \perp	5554 54	5554 84	5554 14	5554 34	0568 23
		3 P + \perp	5554 55	5554 85	5554 15	5554 35	–
		3 P + N + \perp	5554 56	5554 86	5554 16	5554 36	–
	63 A	2 P + \perp	5555 54	5555 84	5555 04	5555 24	5555 14
		3 P + \perp	5555 55	5555 85	5555 05	5555 25	–
		3 P + N + \perp	5555 56	5555 86	5555 06	5555 26	–
380 to 415 V _~ 50/60 Hz	16 A	3 P + \perp	5553 58	5553 88	5553 08	5553 28	0568 07
		3 P + N + \perp	5553 59	5553 89	5553 09	5553 29	0568 08
	32 A	3 P + \perp	5554 58	5554 88	5554 18	5554 38	0568 27
		3 P + N + \perp	5554 59	5554 89	5 554 19	5554 39	0568 28
	63 A	3 P + \perp	5555 58	5555 88	5555 08	5555 28	5555 18
		3 P + N + \perp	5555 59	5555 89	5555 09	5555 29	5555 19
	125 A	3 P + \perp	5556 58	5556 88	5556 08	5556 28	5556 18
		3 P + N + \perp	5556 59	5556 89	5556 09	5556 29	5556 19
	440 V _~ 50/60 Hz for refrigerated containers	32 A	3 P + \perp	–	5554 91	5554 21	5554 41