


Rotary Cam Switches

Table of Contents

Front mounting Single hole mounting Ø 16 mm/22.5 mm

Front mounting switches with single hole mounting Ø 16 mm/22.5 mm

- 10 A
- 1 up to 16 contacts
- IP66 (front)



- Control Switch
- ON-OFF Switch
- Multi-step Switch
- Instrument Switch
- Changeover Switch
- Motor Switch

Setup of order code number: Type - Switching programme - Mounting form Ordering example: 4 pole Changeover Switch with centre OFF 60°, 10 A, M-handle silver/black →	Type	Switching programme	Mtg. form
	P110	61028	219M1
	Order code no. P110-61028-219M1		

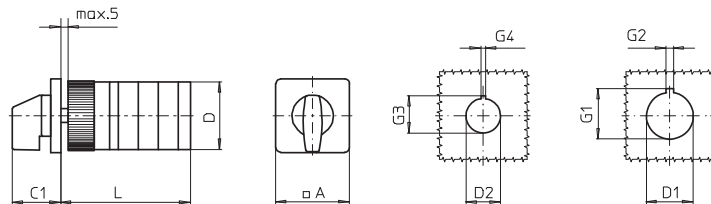
Type	Rated data (IEC 60947)			Degree of Protection Terminals	Terminal accessibility
	Operational current I _e AC-21A (A)	Operational power (at 380–440 V) AC-23A (kW) AC-3A (kW)			
P110	10	3	2.2	IP20	Terminals accessible from mounting direction

Switching programme	Stages	Contacts	Description
61191	1	1	ON-OFF Switch 90°, 1 pole
61192	1	2	ON-OFF Switch 90°, 2 pole
61001	1	1	ON-OFF Switch 60°, 1 pole
61002	1	2	ON-OFF Switch 60°, 2 pole
61351	1	1	ON-OFF Switch with spring return, 1 pole
61025	1	2	Changeover Switch with centre OFF 60°, 1 pole
61026	2	4	Changeover Switch with centre OFF 60°, 2 pole
61028	4	8	Changeover Switch with centre OFF 60°, 4 pole
61037	1	2	Changeover Switch without OFF 60°, 1 pole
61049	2	3	Multi-step Switch without OFF, 3 steps, 1 pole
61050	2	4	Multi-step Switch without OFF, 4 steps, 1 pole
61109	1	2	Gang Switch, 2 gangs, 1 pole
61111	3	6	Gang Switch, 2 gangs, 3 pole

Switching diagrams and further switching programmes from page 56.

Mounting form	Operator
219M1	M-handle silver/black

Dimensions in mm:



Type	A	C1	D	D1	D2	G1	G2	G3	G4	L with ... stages (max. 8)				each additional
										1	2	3	4	
P110	30	26	29	22.5	16.2	20	3.2	17.9	1.7	57	69	81	93	12

Front mounting Single hole mounting Ø 16 mm/22.5 mm

Front mounting switches with single hole mounting Ø 16 mm/22.5 mm

- with front ring
- 10 A
- 1 up to 16 contacts
- IP66 (front)



- Control Switch
- ON-OFF Switch
- Multi-step Switch
- Instrument Switch
- Changeover Switch
- Motor Switch

Setup of order code number: Type - Switching programme - Mounting form Ordering example: 4 pole Changeover Switch with centre OFF 60°, 10 A, M-handle with front ring black/black →	Type	Switching programme	Mtg. form
	P110	61028	218M1
	Order code no. P110-61028-218M1		

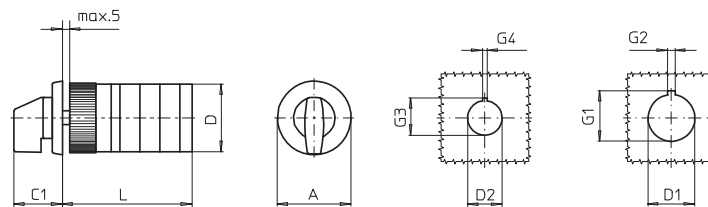
Type	Rated data (IEC 60947)			Degree of Protection Terminals	Terminal accessibility
	Operational current I _e AC-21A (A)	Operational power (at 380–440 V) AC-23A (kW) AC-3A (kW)			
P110	10	3	2.2	IP20	Terminals accessible from mounting direction

Switching programme	Stages	Contacts	Description
61191	1	1	ON-OFF Switch 90°, 1 pole
61192	1	2	ON-OFF Switch 90°, 2 pole
61001	1	1	ON-OFF Switch 60°, 1 pole
61002	1	2	ON-OFF Switch 60°, 2 pole
61351	1	1	ON-OFF Switch with spring return, 1 pole
61025	1	2	Changeover Switch with centre OFF 60°, 1 pole
61026	2	4	Changeover Switch with centre OFF 60°, 2 pole
61028	4	8	Changeover Switch with centre OFF 60°, 4 pole
61037	1	2	Changeover Switch without OFF 60°, 1 pole
61049	2	3	Multi-step Switch without OFF, 3 steps, 1 pole
61050	2	4	Multi-step Switch without OFF, 4 steps, 1 pole
61109	1	2	Gang Switch, 2 gangs, 1 pole
61111	3	6	Gang Switch, 2 gangs, 3 pole

Switching diagrams and further switching programmes from page 56.

Mounting form	Operator
218M1	M-handle with front ring black/black

Dimensions in mm:



Type	A	C1	D	D1	D2	G1	G2	G3	G4	L with ... stages (max. 8)				each additional
										1	2	3	4	
P110	30	26	29	22.5	16.2	24.2	3.2	17.9	1.7	57	69	81	93	12