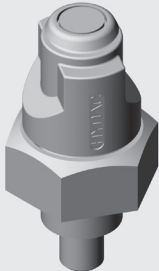
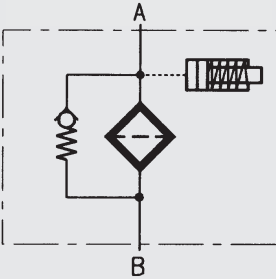
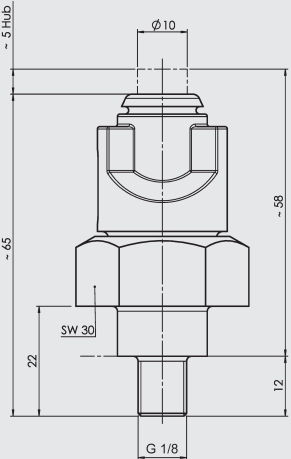

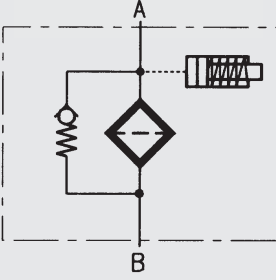
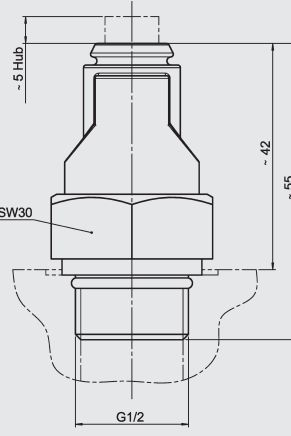


### 3.2 RETURN LINE INDICATORS

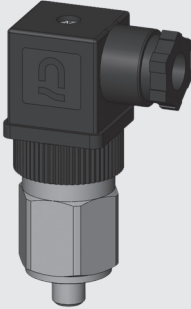
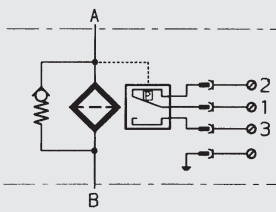
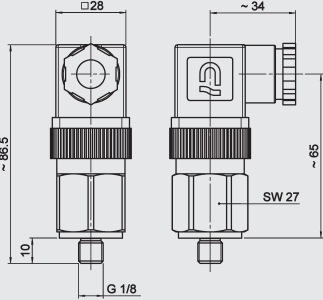
#### VMF x B.x

 	Type of indication	visual, red pin	
	Weight	81 g	
	Pressure setting or indication range	2 bar -0.2 bar	
	Permitt. operating pressure	7 bar	
	Permitt. temperature range	-10 °C to +100 °C	
	Thread	G 1/8	
	Max. torque	10 Nm	
	Switching type	-	
	Max. switching voltage	-	
	Electrical connection	-	
	Max. switching voltage at resistive load	-	
	switching capacity	-	
	Protection class to DIN 40050	-	
	Order example	VMF 2 B.1	

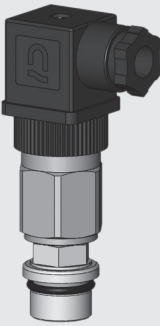
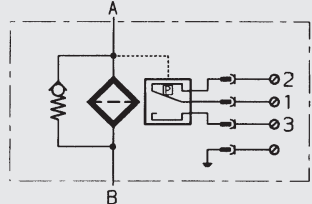
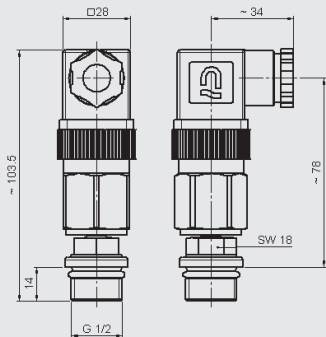
#### VR x B.x

 	Type of indication	visual, red pin	
	Weight	42 g	
	Pressure setting or indication range	2 bar -0.2 bar	
	Permitt. operating pressure	7 bar	
	Permitt. temperature range	-10 °C to +100 °C	
	Thread	G 1/2	
	Max. torque	15 Nm	
	Switching type	-	
	Max. switching voltage	-	
	Electrical connection	-	
	Max. switching voltage at resistive load	-	
	switching capacity	-	
	Protection class to DIN 40050	-	
	Order example	VR 2 B.1	

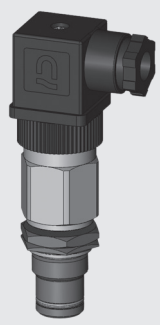
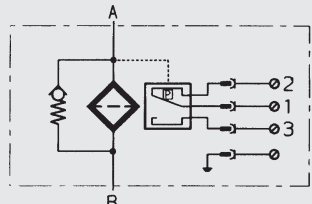
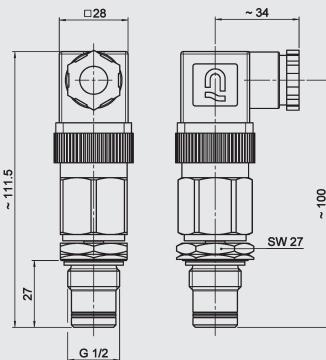
#### VMF x C.x

 	Type of indication	electrical switch	
	Weight	121 g	
	Pressure setting or indication range	2 bar -0.3 bar	
	Permitt. operating pressure	40 bar	
	Permitt. temperature range	-30 °C to +100 °C	
	Thread	G 1/8	
	Max. torque	10 Nm	
	Switching type	N/C or N/O (change-over contacts)	
	Max. switching voltage	230 V	
	Electrical connection	Male connection M20 Female connector to DIN EN 175301-803	
	Max. switching voltage at resistive load	250 W = 300 VA ~	
	switching capacity	Ohmic 6 A at 24 V = Ohmic 0.03 to 6 A at max. 230 V ~	
	Protection class to DIN 40050	IP 65 (only if the connector is wired and fitted correctly)	
	Order example	VMF 2 C.1	

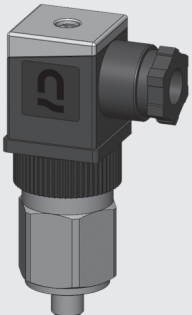
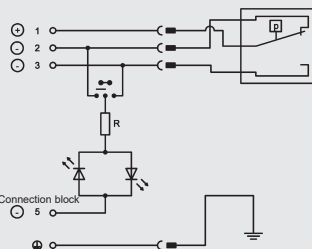
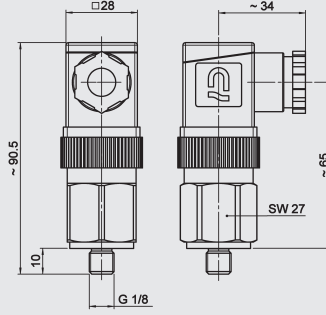
### VR x C.x

 	Type of indication	electrical switch	
	Weight	192 g	
	Pressure setting or indication range	2 bar -0.3 bar	
	Permitt. operating pressure	40 bar	
	Permitt. temperature range	-30 °C to +100 °C	
	Thread	G 1/2	
	Max. torque	33 Nm	
	Switching type	N/C or N/O (change-over contacts)	
	Max. switching voltage	230 V	
	Electrical connection	Male connection M20 Female connector to DIN EN 175301-803	
	Max. switching voltage at resistive load	250 W = 300 VA ~	
	switching capacity	Ohmic 6 A at 24 V Ohmic 0.03 to 6 A at max. 230 V ~	
	Protection class to DIN 40050	IP 65 (only if the connector is wired and fitted correctly)	
Order example	VR 2 C.1		

### VRD x C.x

 	Type of indication	electrical switch	
	Weight	208 g	
	Pressure setting or indication range	2 bar -0.3 bar	
	Permitt. operating pressure	40 bar	
	Permitt. temperature range	-30 °C to +100 °C	
	Thread	G 1/2	
	Max. torque	33 Nm	
	Switching type	N/C or N/O (change-over contacts)	
	Max. switching voltage	230 V	
	Electrical connection	Male connection M20 Female connector to DIN EN 175301-803	
	Max. switching voltage at resistive load	250 W = 300 VA ~	
	switching capacity	Ohmic 6 A at 24 V Ohmic 0.03 to 6 A at max. 230 V ~	
	Protection class to DIN 40050	IP 65 (only if the connector is wired and fitted correctly)	
Order example	VRD 2 C.1		

### VMF x D.x /-L...

 	Type of indication	visual indicator and electrical switch	
	Weight	127 g	
	Pressure setting or indication range	2 bar -0.3 bar	
	Permitt. operating pressure	40 bar	
	Permitt. temperature range	-30 °C to +100 °C	
	Thread	G 1/8	
	Max. torque	10 Nm	
	Switching type	N/C or N/O (change-over contacts)	
	Max. switching voltage	24, 48, 115, 230 V (depending on the type of light insert)	
	Electrical connection	Male connection M20 Female connector to DIN EN 175301-803	
	Max. switching voltage at resistive load	250 W = 300 VA ~	
	switching capacity	Ohmic 6 A at 230 V = Ohmic 0.03 to 6 A at max. 230 V ~	
	Protection class to DIN 40050	IP 65 (only if the connector is wired and fitted correctly)	
Order example	VMF 2 D.1 /-L24		