

■ **Type number nomenclature**  
**Pushbuttons**

**AH25 - E R 11**

① **Product category**  
 AH25: 25mm-dia. pushbutton

② **Operator**

F: Flush round head  
 F5: Flush round head(Alternate action)  
 E: Extended round head  
 E5: Extended round head(Alternate action)  
 G: Extended with half guard  
 G5: Extended with half guard (Alternate action)  
 G1: Extended with full guard  
 G6: Extended with full guard (Alternate action)  
 M: Mushroom head  
 M5: Mushroom head (Alternate action)  
 V: Push-lock, turn-reset  
 U: Wobble stick  
 SF: Flush square head  
 SF5: Flush square head (Alternate action)  
 SE: Extended square head  
 SE5: Extended square head (Alternate action)  
 S1-S6: Pushbutton with selector ring (2-position)

③ **Color of button**

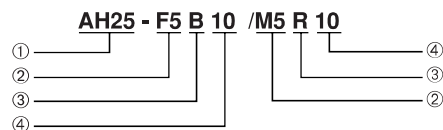
G: Green                      D: Dark green  
 R: Red                        Y: Yellow  
 W: White                    B: Black\*  
 S: Sky-blue                O: Orange

\*AH25-U type: ball color Black only.

④ **Contact arrangement**

10: 1NO                      30: 3NO  
 01: 1NC                    03: 3NC  
 11: 1NO+1NC            33: 3NO+3NC  
 20: 2NO                    40: 4NO  
 02: 2NC                    04: 4NC  
 22: 2NO+2NC            44: 4NO+4NC

**Mechanically interlocked pushbutton switches**



① **Product category**

AH25: 25mm-dia. interlocked pushbutton

② **Combination of operator and operation mode**

• Latched/Latched  
 F5/F5: Flush (Push-locked)/Flush (Push-locked)  
 F5/E5: Flush (Push-locked)/Extended (Push-locked)  
 M5/M5: Mushroom (Push-locked)/Mushroom (Push-locked)  
 • Latched/Unlatched  
 F5/F: Flush (Push-locked)/Flush (Momentary)  
 E5/E: Extended (Push-locked)/Extended (Momentary)  
 M5/M: Mushroom (Push-locked)/Mushroom (Momentary)

③ **Button color**

G: Green  
 R: Red  
 B: Black  
 D: Dark green  
 Y: Yellow  
 W: White  
 S: Sky-blue  
 O: Orange

④ **Contact arrangement**

10: 1NO  
 01: 1NC  
 11: 1NO+1NC  
 20: 2NO  
 02: 2NC

**Illuminated pushbuttons**

**AH25 - L5 G 11 H 3**

① **Product category**  
 AH25: 25mm-dia. illuminated pushbutton

② **Operator**

L: Extended round head  
 L5: Extended round head (Alternate action)  
 L2: Extended with full guard (With openings)  
 L6: Extended with full guard (With openings alternate action)  
 L3: Extended with full guard  
 L7: Extended with full guard (Alternate action)  
 L4: Extended with transparent full guard  
 VL: Push-lock, turn-reset  
 SL: Extended square head  
 SL5: Extended square head (Alternate action)  
 SL1: Flush square head  
 SL6: Flush square head (Alternate action)

③ **Color of lens**

G: Green                      S: Sky-blue\*  
 R: Red                        Y: Yellow  
 W: White                    O: Orange

\* For LED lamp: Not available

④ **Contact arrangement**

10: 1NO                      30: 3NO  
 01: 1NC                    03: 3NC  
 11: 1NO+1NC            33: 3NO+3NC  
 20: 2NO                    40: 4NO  
 02: 2NC                    04: 4NC  
 22: 2NO+2NC            44: 4NO+4NC

⑤ **Lamp voltage**

• Without transformer:

|       | Incandescent | LED       |
|-------|--------------|-----------|
| Blank | 5.5V         | -         |
| A     | -            | 6V AC     |
| AD    | -            | 6V DC     |
| B     | -            | 12V AC/DC |
| C     | 15V AC/DC    | 15V AC/DC |
| D     | 20V AC/DC    | -         |
| E     | 24V AC/DC    | 24V AC/DC |

• With transformer:


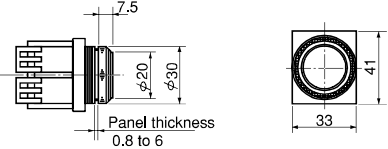

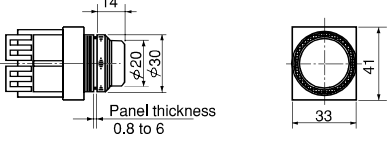

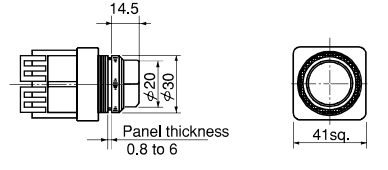

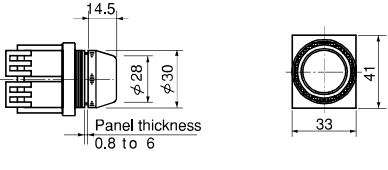

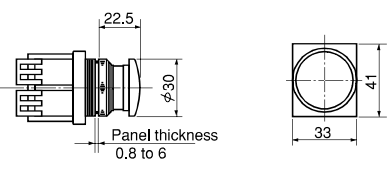
|   | Incandescent | LED         |
|---|--------------|-------------|
| H | 100-110V AC  | 100-110V AC |
| L | 115-127V AC  | 115-127V AC |
| M | 200-220V AC  | 200-220V AC |
| Q | 230-254V AC  | 230-254V AC |
| S | 350-380V AC  | 350-380V AC |
| T | 400-440V AC  | 400-440V AC |
| V | 480V AC      | 480V AC     |
| W | 500-550V AC  | 500-550V AC |

⑥ **Type of lamp**

Blank: Incandescent lamp  
 3: LED lamp

Note: • The manufacturing varies depending on the model. For details, refer to the contents of this catalog

# Pushbuttons AH25

| Operator  | Contact  | Momentary action Type  | Alternate action Type  | Operator dimensions,mm  |
|---|--|--|--|---|
| Flush round head<br><br>AF87-312         | 1NO<br>1NC<br>1NO+1NC<br>2NO<br>2NC<br>2NO+2NC | <b>AH25-F</b> □ 10<br><b>AH25-F</b> □ 01<br><b>AH25-F</b> □ 11<br><b>AH25-F</b> □ 20<br><b>AH25-F</b> □ 02<br><b>AH25-F</b> □ 22       | <b>AH25-F5</b> □ 10<br><b>AH25-F5</b> □ 01<br><b>AH25-F5</b> □ 11<br><b>AH25-F5</b> □ 20<br><b>AH25-F5</b> □ 02<br><b>AH25-F5</b> □ 22 |    |
| Extended round head<br><br>AF87-314      | 1NO<br>1NC<br>1NO+1NC<br>2NO<br>2NC<br>2NO+2NC | <b>AH25-E</b> □ 10<br><b>AH25-E</b> □ 01<br><b>AH25-E</b> □ 11<br><b>AH25-E</b> □ 20<br><b>AH25-E</b> □ 02<br><b>AH25-E</b> □ 22       | <b>AH25-E5</b> □ 10<br><b>AH25-E5</b> □ 01<br><b>AH25-E5</b> □ 11<br><b>AH25-E5</b> □ 20<br><b>AH25-E5</b> □ 02<br><b>AH25-E5</b> □ 22 |    |
| Extended with half guard<br><br>SG-171  | 1NO<br>1NC<br>1NO+1NC<br>2NO<br>2NC<br>2NO+2NC | <b>AH25-G</b> □ 10<br><b>AH25-G</b> □ 01<br><b>AH25-G</b> □ 11<br><b>AH25-G</b> □ 20<br><b>AH25-G</b> □ 02<br><b>AH25-G</b> □ 22       | <b>AH25-G5</b> □ 10<br><b>AH25-G5</b> □ 01<br><b>AH25-G5</b> □ 11<br><b>AH25-G5</b> □ 20<br><b>AH25-G5</b> □ 02<br><b>AH25-G5</b> □ 22 |   |
| Extended with full guard<br><br>SG-179 | 1NO<br>1NC<br>1NO+1NC<br>2NO<br>2NC<br>2NO+2NC | <b>AH25-G1</b> □ 10<br><b>AH25-G1</b> □ 01<br><b>AH25-G1</b> □ 11<br><b>AH25-G1</b> □ 20<br><b>AH25-G1</b> □ 02<br><b>AH25-G1</b> □ 22 | <b>AH25-G6</b> □ 10<br><b>AH25-G6</b> □ 01<br><b>AH25-G6</b> □ 11<br><b>AH25-G6</b> □ 20<br><b>AH25-G6</b> □ 02<br><b>AH25-G6</b> □ 22 |  |
| Mushroom head<br><br>SG-185            | 1NO<br>1NC<br>1NO+1NC<br>2NO<br>2NC<br>2NO+2NC | <b>AH25-M</b> □ 10<br><b>AH25-M</b> □ 01<br><b>AH25-M</b> □ 11<br><b>AH25-M</b> □ 20<br><b>AH25-M</b> □ 02<br><b>AH25-M</b> □ 22       | <b>AH25-M5</b> □ 10<br><b>AH25-M5</b> □ 01<br><b>AH25-M5</b> □ 11<br><b>AH25-M5</b> □ 20<br><b>AH25-M5</b> □ 02<br><b>AH25-M5</b> □ 22 |  |

Notes: • □ See page 04CD/3/11  
 • Contact block dimensions: See page 04CD/3/12