

ISSUED FOR AS-BUILT

REV	DATE	DESCRIPTION	BY	CHKD	APPD
1	02.Nov.2021	Issued for As-Built	T.M	T.M	H.T
0	14.Nov.2018	Issue for Use	K.H/K.F	T.M	Y.S

OWNER



PT. Bhumi Jati Power

PROJECT TITLE

**TANJUNG JATI B EXPANSION (JAWA-4)
COAL FIRED STEAM POWER PLANT 2 x 1,000MW**

OWNER'S ENGINEER



EPC CONTRACTORS



Sumitomo Corporation



PT. Wasa Mitra Engineering



AvantPower Japan Ltd.

PROJECT DOCUMENT NO.

TJB56-L1-OFF-C-GM_-M-DRD-2725

REV

1

APPD	Y.Sugimori	Y.S
CHKD	T.Miyazaki	T.M
BY	K.Hasebe / Khan F	K.H/K.F

TITLE

Sectional Drawing for Sump Pit Pump

EPC LOT SUB-CONTRACTOR

TOSHIBA 東芝エネルギーシステムズ株式会社
TOSHIBA ENERGY SYSTEMS & SOLUTIONS CORPORATION

EPC LOT SUB-CONTRACTOR
DOCUMENT NO.

ASD-T1180220

REV

b

CUSTOMER : Toshiba Energy Systems & Solutions Corp.

PLANT NAME : TANJUNG JATI B EXPANTION (JAWA-4)
COAL FIRED STEAM POWER PLANT 2x1,000 MW

DESCRIPTION : Sectional Drawing for Sump Pit Pump

PROJECT
DOCUMENT NUMBER: TJB56-L1-OFF-C-GM_-M-DRD-2725 Official Revision Number:1

c					
b					
a	1st ISSUE	6/21/2018	H.M	T.O	Y.S
REV.	CONTENTS	DATE	PREPARED BY	CHECKED BY	APPROVED BY

EIM DOCUMENT NO: ASD-T1180220



EIM ELECTRIC CO.,LTD.

Index

1. Chemical Drain Pit Sump Pump
 - 1.1 Sectional drawing of Chemical Drain Pit Sump Pump
 - 1.2 Part list of Chemical Drain Pit Sump Pump
2. Oily Drain Pit Sump Pump
 - 2.1 Sectional drawing of Oily Drain Pit Sump Pump
 - 2.2 Part list of Oily Drain Pit Sump Pump
3. Sea Water Drain Pit Sump Pump
 - 3.1 Sectional drawing of Sea Water Pit Sump Pump
 - 3.2 Part list of Sea Water Drain Pit Sump Pump

1.1 SECTIONAL DRAWING

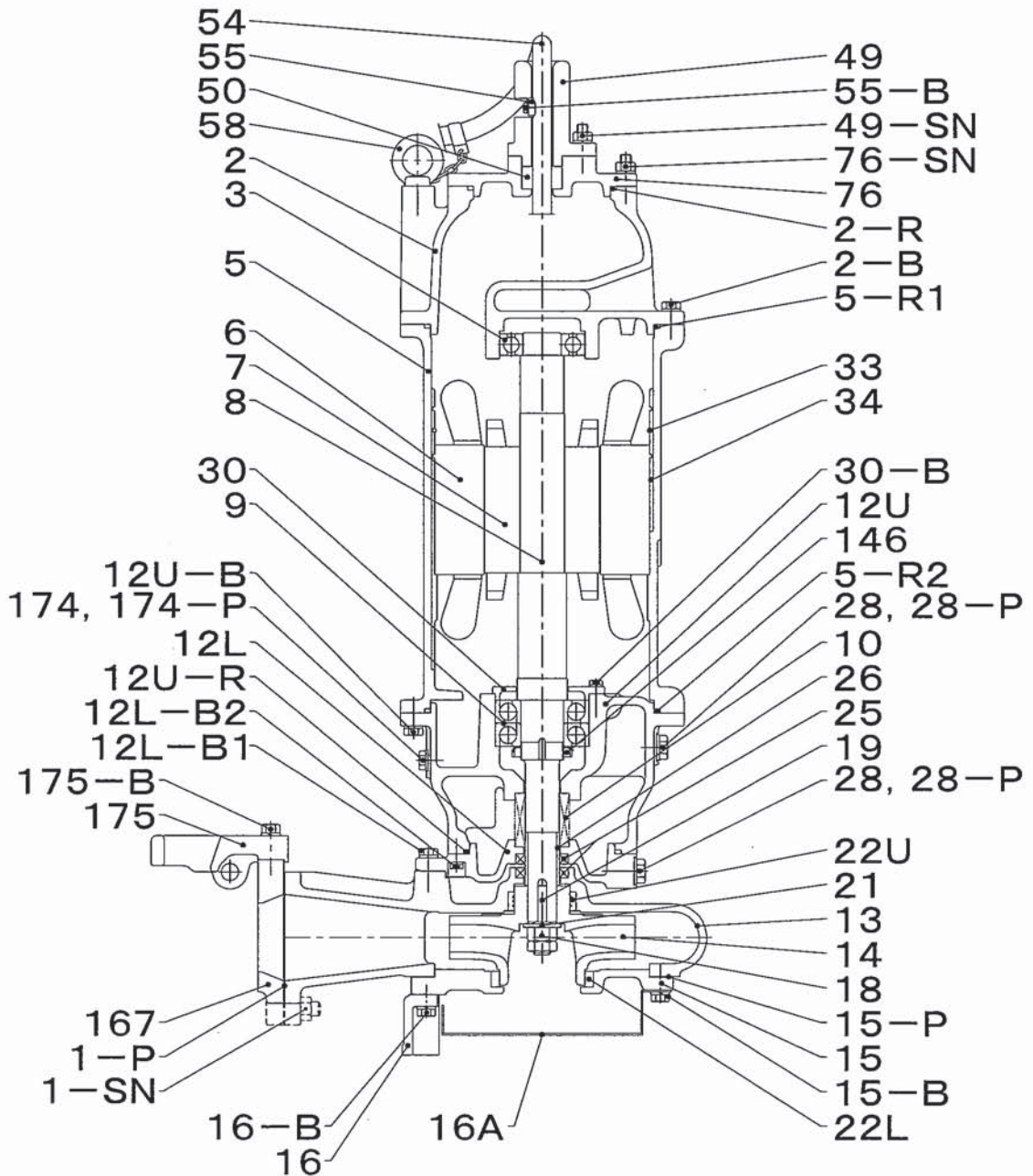
MODEL: CSE6-1030VQTBH

KKS CODE

u0GMC11AP010 CHEMICAL DRAIN PIT SUMP PUMP A

u0GMC12AP010 CHEMICAL DRAIN PIT SUMP PUMP B

Note: u=5 for unit 5 and u=6 for unit 6



1.2EIM SUBMERSIBLE PUMP PART LIST

MODEL: CSE6-1030VQTBH

KKS CODE

u0GMC11AP010 CHEMICAL DRAIN PIT SUMP PUMP A

u0GMC12AP010 CHEMICAL DRAIN PIT SUMP PUMP B

Note: u=5 for unit 5 and u=6 for unit 6

ITEM No.	DESCRIPTION	MATERIAL (JIS)
2	Upper Casing	SCS14
3	Upper Ball Bearing	6309ZZC3
5	Motor Housing	SCS14
6	Stator	22kW×2P
7	Rotor	22kW×2P
8	Shaft	SUS316
9	Lower Ball Bearing	7310ADB
10	Shaft Seal	Mechanical Seal
12U	Upper Oil Box	SCS14
12L	Lower Oil Box	SCS14
13	Pump Casing	SCS14
14	Impeller	SCS14
15	Suction Cover	SCS14
16	Stand	SCS14
16A	Strainer	SUS316
18	Impeller Nut	SUS316
19	Impeller Key	SUS316
21	Impeller Washer	SUS316
22U	Labyrinth Seal	SUS316
22L	Mouth Ring	SUS316
25	Dust Seal	Flu. Rubber
26	Shaft Sleeve	SUS316
28	Oil Plug	SUS316
30	Bearing Cover	FC200
33	Stator Set Snap Ring	SW-B
34	Stator Set Key	Mild Steel
49	Bell Mouth	SCS14
50	Cable Packing	Butyl Rubber
54	Cabletyre Cable	P.N.C.T.
55	Cable Clamp	SUS316
58	Eyebolt	SUS316
76	Terminal Cover	SCS14
146	Bearing Nut	—
167	Coupling And Uncoupling Flange	SCS14
174	Drain Plug	SUS316
175	Shaft Holder	SCS14

1.2EIM SUBMERSIBLE PUMP PART LIST

MODEL: CSE6-1030VQTBH

KKS CODE

u0GMC11AP010 CHEMICAL DRAIN PIT SUMP PUMP A

u0GMC12AP010 CHEMICAL DRAIN PIT SUMP PUMP B

Note: u=5 for unit 5 and u=6 for unit 6

ITEM No.	DESCRIPTION	MATERIAL (JIS)
1-P	Packing	Teflon
15-P	Packing	Teflon
28-P	Packing	SUS316/Flu.Rubber
174-P	Packing	SUS316/Flu.Rubber
2-R	O Ring	Flu.Rubber
5-R1	O Ring	Flu.Rubber
5-R2	O Ring	Flu.Rubber
12U-R	O Ring	Flu.Rubber
2-B	Bolt	SUS316
12U-B	Bolt	SUS316
12L-B1	Bolt	SUS316
12L-B2	Bolt	SUS316
15-B	Bolt	SUS316
16-B	Bolt	SUS316
30-B	Bolt	Mild Steel
55-B	Bolt	SUS316
175-B	Bolt	SUS316
1-SN	Stud & Nut	SUS316
49-SN	Stud & Nut	SUS316
76-SN	Stud & Nut	SUS316

2.1 SECTIONAL DRAWING

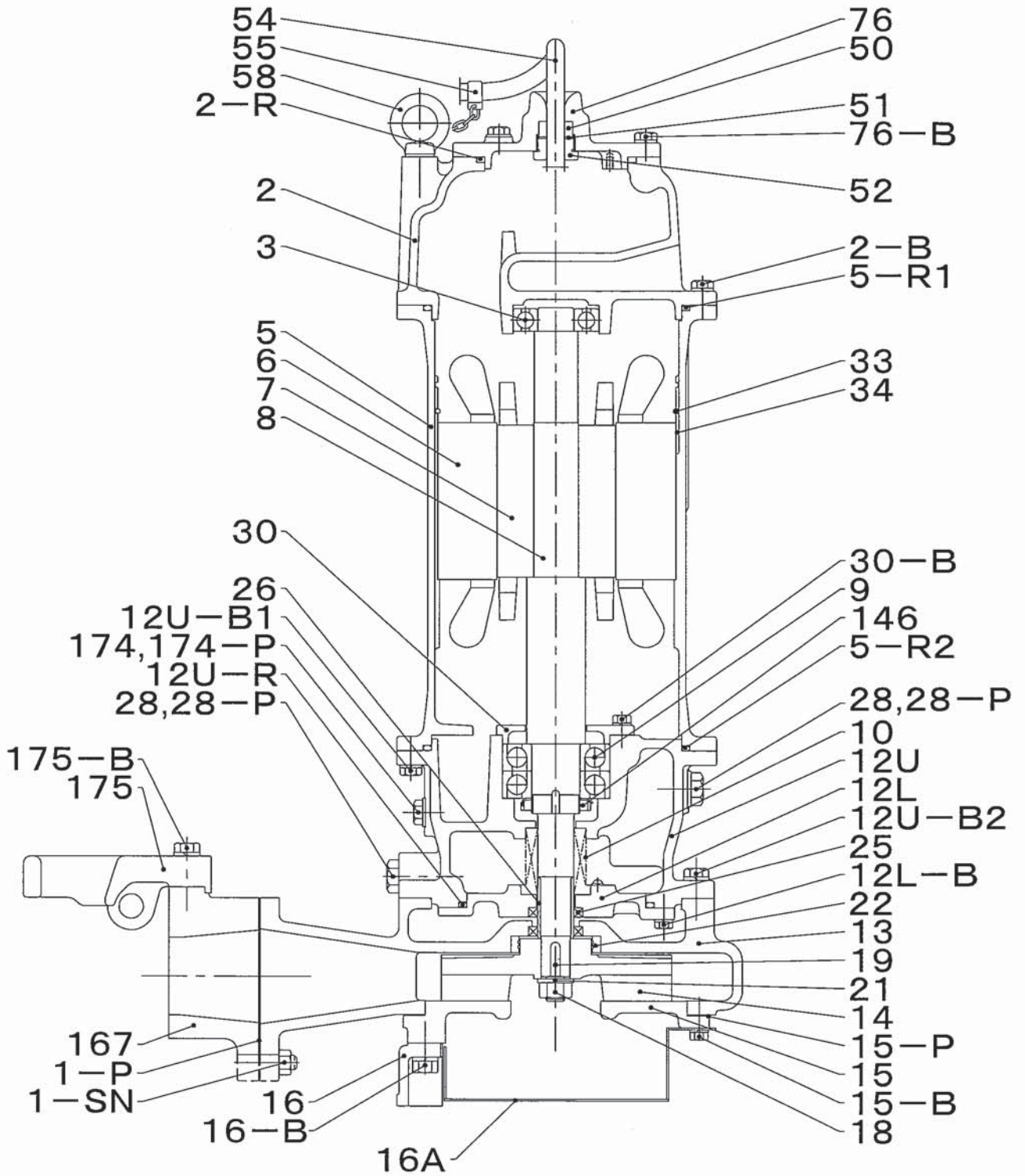
MODEL: CSE6-810VQTBH

KKS CODE

u0GMB11AP010 OILY DRAIN PIT SUMP PUMP A

u0GMB12AP010 OILY DRAIN PIT SUMP PUMP B

Note: u=5 for unit 5 and u=6 for unit 6



2.2 SECTIONAL DRAWING

MODEL: CSE6-810VQTBH

KKS CODE

u0GMB11AP010 OILY DRAIN PIT SUMP PUMP A

u0GMB12AP010 OILY DRAIN PIT SUMP PUMP B

Note: u=5 for unit 5 and u=6 for unit 6

ITEM No.	DESCRIPTION	MATERIAL (JIS)
2	Upper Casing	SCS14
3	Upper Ball Bearing	6306ZZC3
5	Motor Housing	SCS14
6	Stator	7.5kW*2P
7	Rotor	7.5kW*2P
8	Shaft	SUS316
9	Lower Ball Bearing	7308BDB
10	Shaft Seal	Mechanical Seal
12U	Upper Oil Box	SCS14
12L	Lower Oil Box	SCS14
13	Pump Casing	SCS14
14	Impeller	SCS14
15	Suction Cover	SCS14
16	Stand	SCS14
16A	Strainer	SUS316
18	Impeller Nut	SUS316
19	Impeller Key	SUS316
21	Impeller Washer	SUS316
22	Labyrinth Seal	SCS14
25	Dust Seal	Flu.Rubber/SUS316
26	Shaft Sleeve	SUS316
28	Oil Plug	SUS316
30	Bearing Cover	FC200
33	Stator Set Snap Ring	SW-B
34	Stator Set Key	SF440
50	Cable Packing	Butyl Rubber
51	Cable Washer	Mild Steel
52	Screw Gland	Mild Steel
54	Cahtyre Cable	2P.N.C.T.
55	Cable Clamp	SUS316
58	Eyebolt	SUS316
76	Terminal Cover	SCS14
146	Bearing Nut	—
167	Coupling And Uncoupling Flange	SCS14
174	Drain Plug	SUS316
175	Shaft Holder	SCS14
1-P	Packing	Teflon
15-P	Packing	Teflon
28-P	Packing	Flu.Rubber/SUS316
174-P	Packing	Flu.Rubber/SUS316
2-R	O Ring	Flu.Rubber
5-R1	O Ring	Flu.Rubber
5-R2	O Ring	Flu.Rubber
12U-R	O Ring	Flu.Rubber
1-SN	Stud & Nut	SUS316
2-B	Bolt	SUS316
12U-B1	Bolt	SUS316
12U-B2	Bolt	SUS316
12L-B	Bolt	SUS316
15-B	Bolt	SUS316
16-B	Bolt	SUS316
30-B	Bolt	SUS316
76-B	Bolt	Mild Steel
175-B	Bolt	SUS316

NO: PL-T1180224-a

3.1 SECTIONAL DRAWING

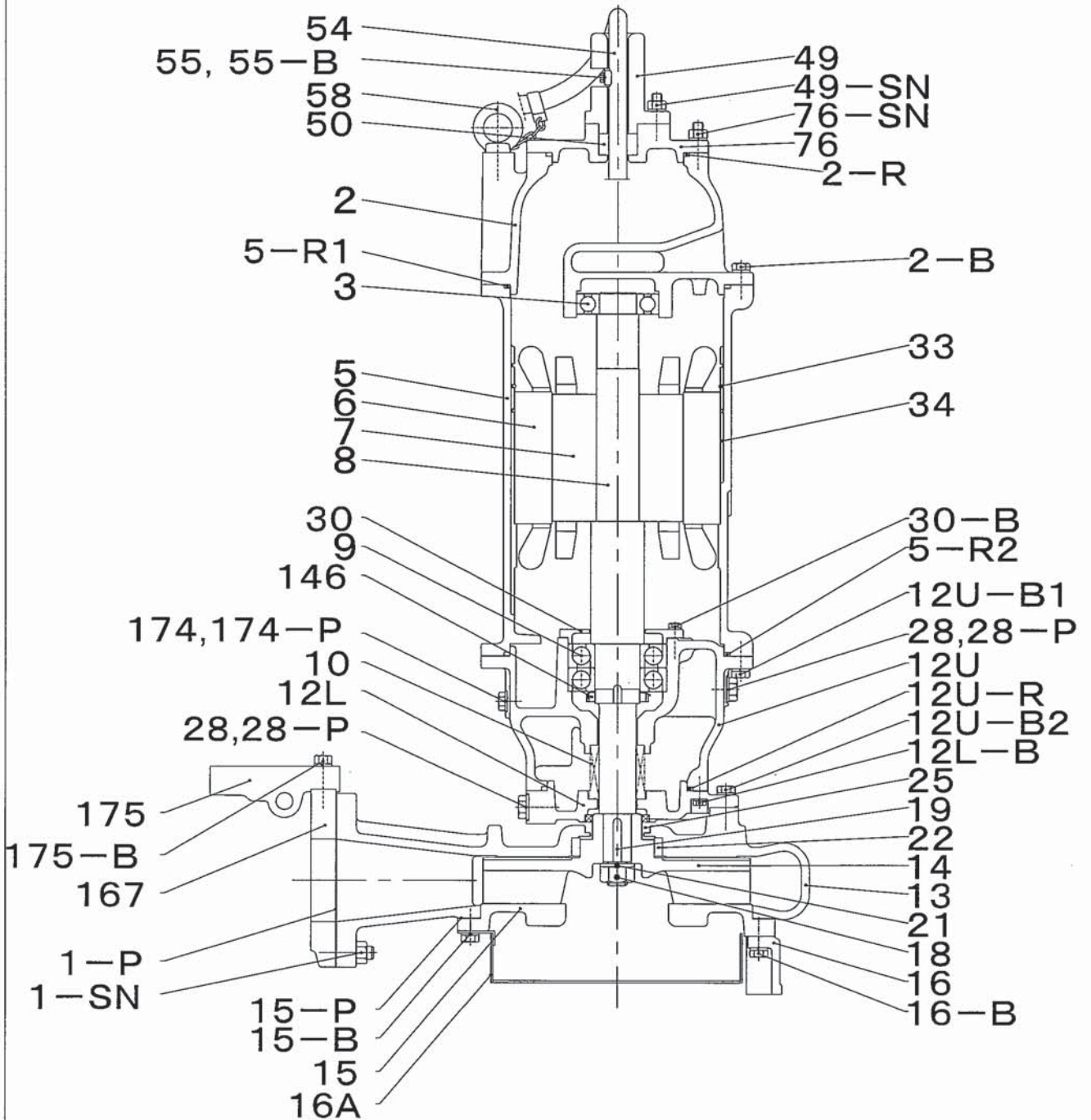
MODEL: CSU5-1020VQTB

KKS CODE

u0GME11AP010 SEAWATER DRAIN PIT SUMP PUMP A

u0GME12AP010 SEAWATER DRAIN PIT SUMP PUMP B

Note: u=5 for unit 5 and u=6 for unit 6



3.2 SECTIONAL DRAWING

MODEL: CSU5-1020VQTB

KKS CODE

u0GME11AP010 SEAWATER DRAIN PIT SUMP PUMP A

u0GME12AP010 SEAWATER DRAIN PIT SUMP PUMP B

Note: u=5 for unit 5 and u=6 for unit 6

ITEM No.	DESCRIPTION	MATERIAL (JIS)
2	Upper Casing	SCS14
3	Upper Ball Bearing	6309ZZC3
5	Motor Housing	SCS14
6	Stator	15kW×4P
7	Rotor	15kW×4P
8	Shaft	SUS316
9	Lower Ball Bearing	7311BDB
10	Shaft Seal	Mechanical Seal
12U	Upper Oil Box	SCS14
12L	Lower Oil Box	SCS14
13	Pump Casing	SCS14
14	Impeller	SCS14
15	Suction Cover	SCS14
16	Stand	SCS14
16A	Strainer	SUS316
18	Impeller Nut	SUS316
19	Impeller Key	SUS316
21	Impeller Washer	SUS316
22	Labyrinth Seal	SUS316
25	Dust Seal	Flu.Rubber
28	Oil Plug	SUS316
30	Bearing Cover	FC200
33	Stator Set Snap Ring	SW-B
34	Stator Set Key	SS400
49	Bell Mouth	SCS14
50	Cable Packing	Butyl Rubber
54	Cabletyre Cable	2P.N.C.T.
55	Cable Clamp	SUS316
58	Eyebolt	SUS316
76	Terminal Cover	SCS14
146	Bearing Nut	—
167	Coupling And Uncoupling Flange	SCS14
174	Drain Plug	SUS316
175	Shaft Holder	SCS14
1-P	Packing	Teflon
15-P	Packing	Teflon
28-P	Packing	Flu.Rubber/SUS316
174-P	Packing	Flu.Rubber/SUS316
2-R	O Ring	Flu.Rubber
5-R1	O Ring	Flu.Rubber
5-R2	O Ring	Flu.Rubber
12U-R	O Ring	Flu.Rubber
1-SN	Stud & Nut	SUS316
49-SN	Stud & Nut	SUS316
76-SN	Stud & Nut	SUS316
2-B	Bolt	SUS316
12U-B1	Bolt	SUS316
12U-B2	Bolt	SUS316
12L-B	Bolt	SUS316
15-B	Bolt	SUS316
16-B	Bolt	SUS316
30-B	Bolt	Mild Steel
55-B	Bolt	SUS316
175-B	Bolt	SUS316