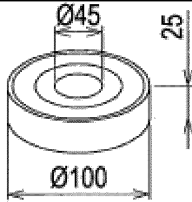
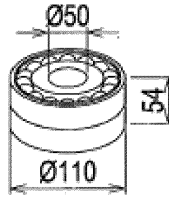
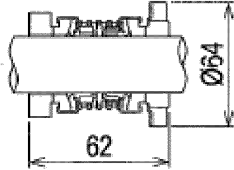
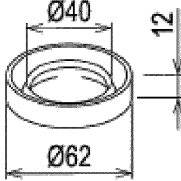


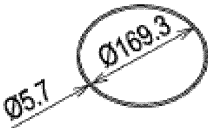
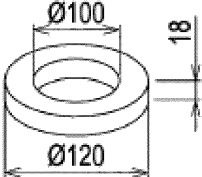
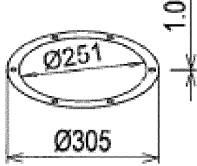
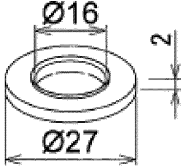
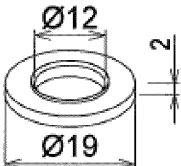
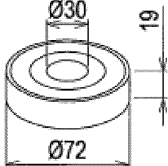


Strategic Spare Parts List (Recommended Spare Parts List)

EQ/SYS.		USE		
Sump Pump		-		
No.	Description	OUTLINE	QUANTITY	REMARKS (Purpose)
TJB5-SS-MECH-SUMP-001	Upper Ball Bearing		Refer to TJB56-L1-OFF-C -00-G-LST-0021	-
TJB5-SS-MECH-SUMP-002	Lower Ball Bearing		Refer to TJB56-L1-OFF-C -00-G-LST-0021	-
TJB5-SS-MECH-SUMP-003	Shaft Seal		Refer to TJB56-L1-OFF-C -00-G-LST-0021	-
TJB5-SS-MECH-SUMP-004	Radial Oil Seal		Refer to TJB56-L1-OFF-C -00-G-LST-0021	-
TJB5-SS-MECH-SUMP-005	O ring		Refer to TJB56-L1-OFF-C -00-G-LST-0021	-
TJB5-SS-MECH-SUMP-006	O ring		Refer to TJB56-L1-OFF-C -00-G-LST-0021	-

Strategic Spare Parts List (Recommended Spare Parts List)

EQ/SYS.		USE		
Sump Pump		-		
No.	Description	OUTLINE	QUANTITY	REMARKS (Purpose)
TJB5-SS-MECH -SUMP-007	O ring		Refer to TJB56-L1-OFF-C -00-G-LST-0021	-
TJB5-SS-MECH -SUMP-008	Mouth Ring		Refer to TJB56-L1-OFF-C -00-G-LST-0021	-
TJB5-SS-MECH -SUMP-009	Packing		Refer to TJB56-L1-OFF-C -00-G-LST-0021	-
TJB5-SS-MECH -SUMP-010	Packing		Refer to TJB56-L1-OFF-C -00-G-LST-0021	-
TJB5-SS-MECH -SUMP-011	Packing		Refer to TJB56-L1-OFF-C -00-G-LST-0021	-
TJB5-SS-MECH -SUMP-012	Upper Ball Bearing		Refer to TJB56-L1-OFF-C -00-G-LST-0021	-

1.1 SECTIONAL DRAWING

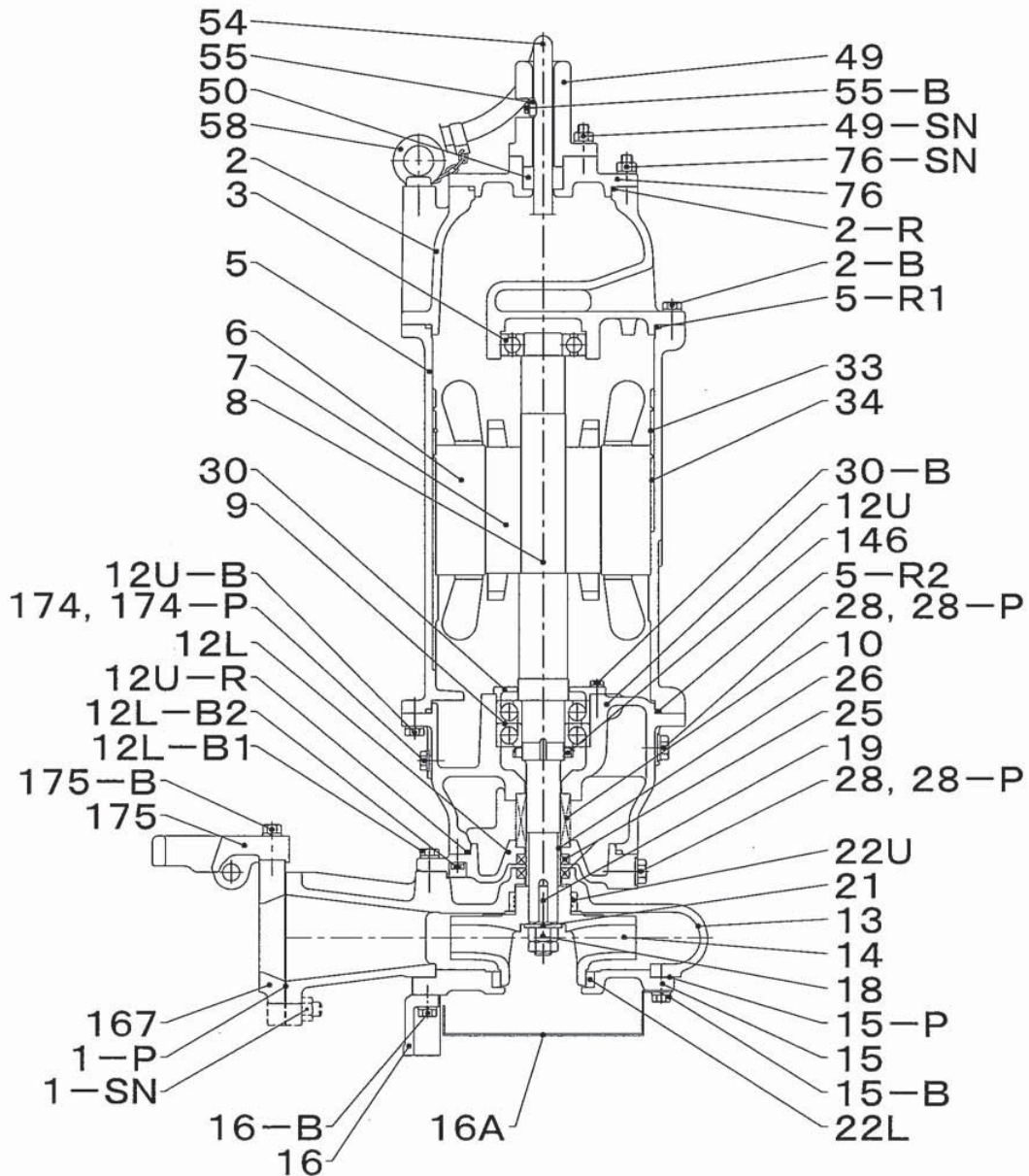
MODEL: CSE6-1030VQTBH

KKS CODE

u0GMC11AP010 CHEMICAL DRAIN PIT SUMP PUMP A

u0GMC12AP010 CHEMICAL DRAIN PIT SUMP PUMP B

Note: u=5 for unit 5 and u=6 for unit 6



# 1.2EIM SUBMERSIBLE PUMP PART LIST

MODEL: CSE6-1030VQTBH

KKS CODE

u0GMC11AP010 CHEMICAL DRAIN PIT SUMP PUMP A

u0GMC12AP010 CHEMICAL DRAIN PIT SUMP PUMP B

Note: u=5 for unit 5 and u=6 for unit 6

ITEM No.	DESCRIPTION	MATERIAL (JIS)
2	Upper Casing	SCS14
3	Upper Ball Bearing	6309ZZC3
5	Motor Housing	SCS14
6	Stator	22kW×2P
7	Rotor	22kW×2P
8	Shaft	SUS316
9	Lower Ball Bearing	7310ADB
10	Shaft Seal	Mechanical Seal
12U	Upper Oil Box	SCS14
12L	Lower Oil Box	SCS14
13	Pump Casing	SCS14
14	Impeller	SCS14
15	Suction Cover	SCS14
16	Stand	SCS14
16A	Strainer	SUS316
18	Impeller Nut	SUS316
19	Impeller Key	SUS316
21	Impeller Washer	SUS316
22U	Labyrinth Seal	SUS316
22L	Mouth Ring	SUS316
25	Dust Seal	Flu. Rubber
26	Shaft Sleeve	SUS316
28	Oil Plug	SUS316
30	Bearing Cover	FC200
33	Stator Set Snap Ring	SW-B
34	Stator Set Key	Mild Steel
49	Bell Mouth	SCS14
50	Cable Packing	Butyl Rubber
54	Cabletyre Cable	P.N.C.T.
55	Cable Clamp	SUS316
58	Eyebolt	SUS316
76	Terminal Cover	SCS14
146	Bearing Nut	—
167	Coupling And Uncoupling Flange	SCS14
174	Drain Plug	SUS316
175	Shaft Holder	SCS14

# 1.2EIM SUBMERSIBLE PUMP PART LIST

MODEL: CSE6-1030VQTBH

KKS CODE  
 u0GMC11AP010 CHEMICAL DRAIN PIT SUMP PUMP A  
 u0GMC12AP010 CHEMICAL DRAIN PIT SUMP PUMP B  
 Note: u=5 for unit 5 and u=6 for unit 6

ITEM No.	DESCRIPTION	MATERIAL (JIS)
1-P	Packing	Teflon
15-P	Packing	Teflon
28-P	Packing	SUS316/Flu.Rubber
174-P	Packing	SUS316/Flu.Rubber
2-R	O Ring	Flu.Rubber
5-R1	O Ring	Flu.Rubber
5-R2	O Ring	Flu.Rubber
12U-R	O Ring	Flu.Rubber
2-B	Bolt	SUS316
12U-B	Bolt	SUS316
12L-B1	Bolt	SUS316
12L-B2	Bolt	SUS316
15-B	Bolt	SUS316
16-B	Bolt	SUS316
30-B	Bolt	Mild Steel
55-B	Bolt	SUS316
175-B	Bolt	SUS316
1-SN	Stud & Nut	SUS316
49-SN	Stud & Nut	SUS316
76-SN	Stud & Nut	SUS316

