







































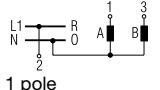
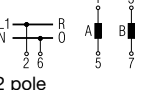
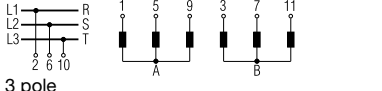












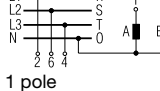
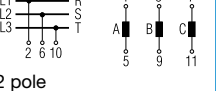
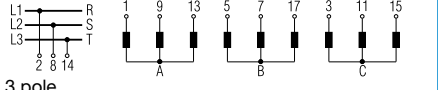












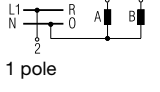
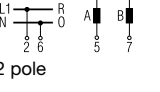
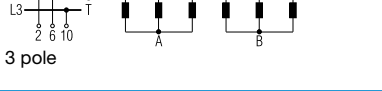












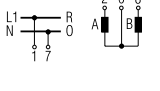
Function	Escutch. Plate	Type/Handle	Code	Stages	Connection Diagram
		CA4 CAD.. CA40 CA4-1 CA10- CA10B- C26- CAD4-1 CA25 CA25B C315			

Double-throw Switches with Spring Return to Center

[Dimensions p.56](#)

1 pole with spring return 2 pole to center 3 pole		  	       	A214 <sup>2</sup> A215 <sup>3</sup> A216	1 2 3	
1 pole with spring return 2 pole from left to center 3 pole		  	       	A320 A321 A322	1 2 3	

General Application Switches

1 pole 2 Gang 2 pole Switching sequence: 3 pole 0, A, A+B		  	       	A310 A312 WAA314	1 2 3	  
1 pole 3 Gang 2 pole Switching sequence: 3 pole 0, A, A+B, A+B+C		  	       	A311 WAA313 WAA315	2 3 5	  
1 pole 2 Gang 2 pole Series switching 3 pole Switching sequence: 0, A, B, A+B		  	       	WAA330 WAA331 WAA332	1 2 3	  
2 pole 2 Gang Series-parallel Switching Switching sequence: 0, A+B series, A, A+B parallel		  	       	WAA339	2	

<sup>1</sup>not available for switch type CA25 <sup>2</sup>not available for switch type C315 <sup>3</sup>available only up to switch type CA63