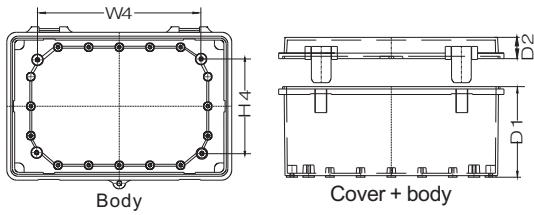


Plastic enclosure

TE series plastic enclosure(plastic latch+hinge type)

Out of the plastic boxes which are selling at present, it's ability and working efficiency, the competitive power is much higher with the low price same as the level of steel box. The products were added the electromagnetic interference(EMI) and prevent substance of the static electricity, and the strong point was given to the relevant mechanical protection of electricity, electron and etc.


Temperature range:-40℃ to +120℃ ABS:Acrulonitrile Butadiene Styrene PC:Poly Carbonate



plastic latch+hinge type		Dimension(mm)		Mounting plate		installation size(mm)	
Grey door	Clear door	W X H X D	D1+D2	Plastic	Metal	W4	H4
TE-AG-1015	TE-AT-1015	100×150×70	50 + 20	TJ-1015P	TJ-1015	100	/
TE-AG-1020	TE-AT-1020	100×200×70	50 + 20	TJ-1020P	TJ-1020	150	/
TE-AG-1126-S	TE-AT-1126-S	110×260×75	55 + 20	/	TJ-1126	180	40
TE-AG-1126	TE-AT-1126	110×260×110	80 + 30	/	TJ-1126	180	40
TE-AG-1315	TE-AT-1315	135×155×80	60 + 20	/	TJ-1315	97.5	97.5
TE-AG-1318-S	TE-AT-1318-S	135×185×80	60 + 20	/	TJ-1318	131	100.7
TE-AG-1318	TE-AT-1318	135×185×110	90 + 20	/	TJ-1318	131	100.7
TE-AG-1515	TE-AT-1515	150×150×90	70 + 20	TJ-1515P	TJ-1515	100	100
TE-AG-1722	TE-AT-1722	170×220×110	80 + 30	TJ-1722P	TJ-1722	162	/
TE-AG-1727	TE-AT-1727	170×270×110	80 + 30	/	TJ-1727	100	120
TE-AG-1929	TE-AT-1929	190×290×140	110 + 30	TJ-1929P	TJ-1929	210	126
TE-AG-2530	TE-AT-2530	250×300×150	110 + 40	TJ-2530P	TJ-2530	282	230
TE-AG-2530-1	TE-AT-2530-1	250×300×180	140 + 40	TJ-2530P	TJ-2530	282	230
TE-AG-2535-1	TE-AT-2535-1	250×350×150	110 + 40	TJ-2535P	TJ-2535	275	175
TE-AG-2535	TE-AT-2535	250×350×180	140 + 40	TJ-2535P	TJ-2535	275	175
TE-AG-2919	TE-AT-2919	290×190×140	110 + 30	TJ-2919P	TJ-2919	126	210
TE-AG-2939	TE-AT-2939	290×390×160	132 + 28	TJ-2939P	TJ-2939	315	215
TE-AG-3030-S	TE-AT-3030-S	300×300×130	100 + 30	TJ-3030P	TJ-3030B	280	280
TE-AG-3030-A	TE-AT-3030-A	300×300×180	150 + 30	TJ-3030P	TJ-3030B	280	280
TE-AG-3546	TE-AT-3546	350×465×160	130 + 30	TJ-3546P	TJ-3546	410	295
TE-AG-3546-1	TE-AT-3546-1	350×465×200	170 + 30	TJ-3546P	TJ-3546	410	295



Steel mounting plate



Plastic mounting plate



Wall brackets for Plastic box
MOEDL:WP-02



Inner door hinge fixing
MOEDL:LC-S11



Fixing bolts for inner plate
MOEDL:LC-S12



close with lead sealing



closed with lock

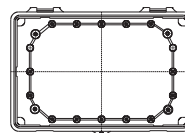


Fixed with inner plate

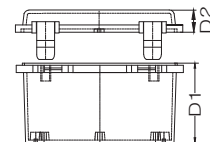
TE series plastic enclosure-big size switch box(metal latch+hinge type)



metal latch+hinge type		Dimension(mm)		Mounting plate	
Grey door	Clear door	W X H X D	D1+D2	Metal	
TE-AG-5363-S	TE-AT-5363-S	530×630×185	150 + 35	TJ-5363	
TE-AG-5363	TE-AT-5363	530×630×255	220 + 35	TJ-5363	
TE-AG-5373-S	TE-AT-5373-S	530×730×185	150 + 35	TJ-5373	
TE-AG-5373	TE-AT-5373	530×730×255	220 + 35	TJ-5373	
TE-AG-6383-S	TE-AT-6383-S	630×830×185	150 + 35	TJ-6383	
TE-AG-6383	TE-AT-6383	630×830×285	220 + 35	TJ-6383	



Body



Cover + body



metal latch



hinge



wall brackets model:WP-02

