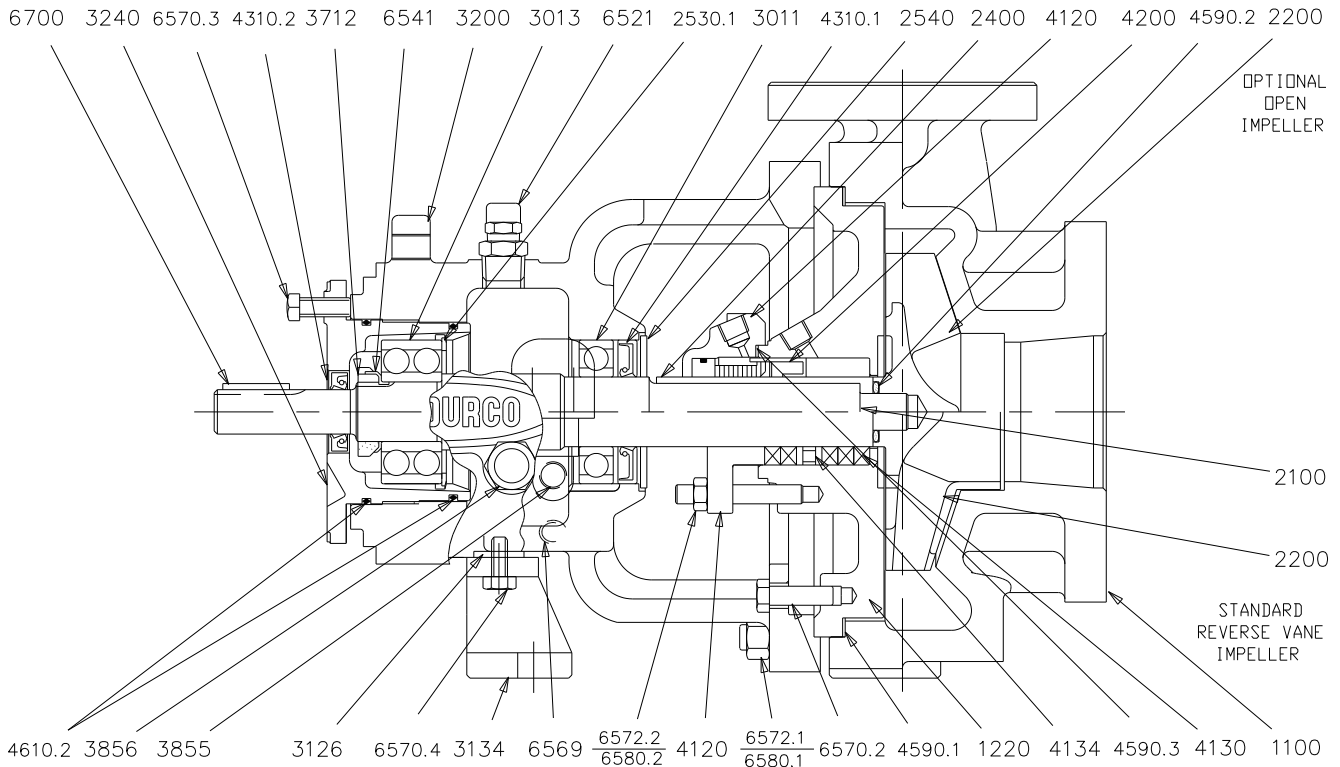
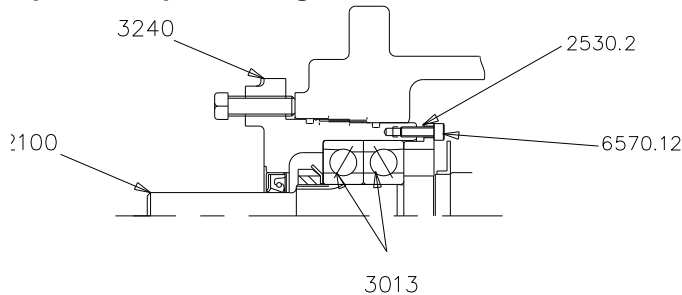


8 PARTS LIST AND DRAWINGS

8.1 Standard Mark 3 pump, Group 1

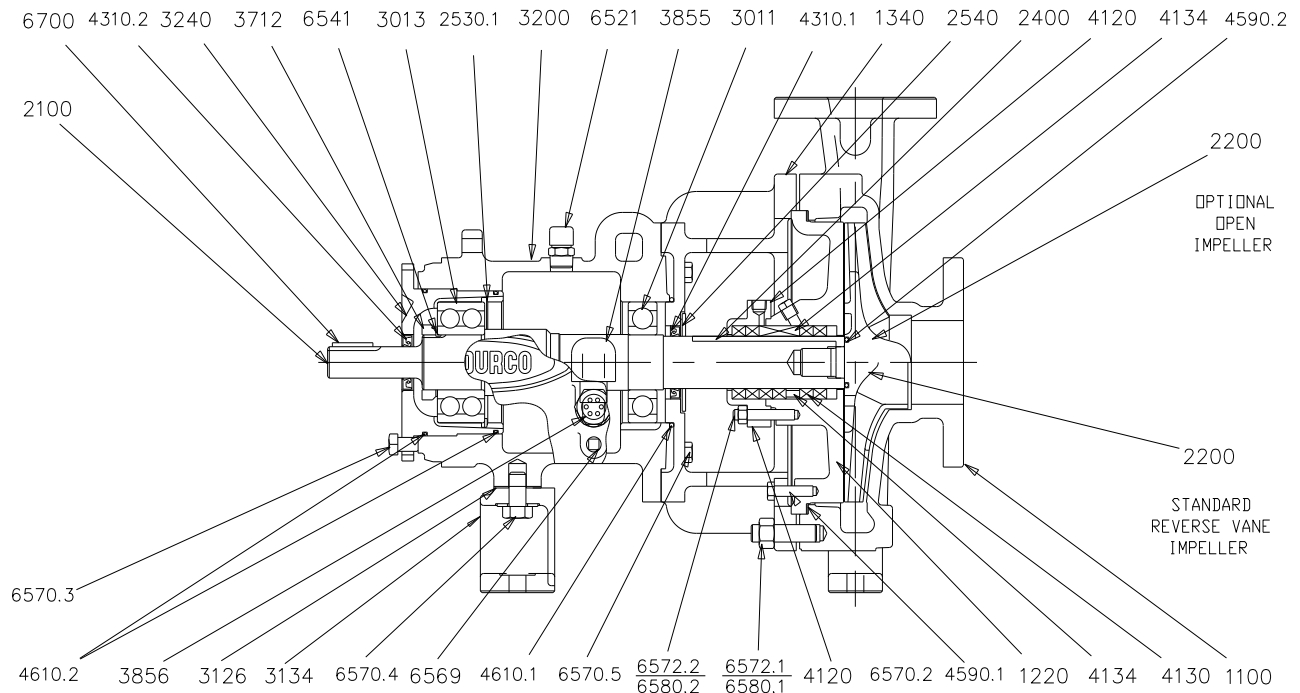


Optional Duplex Arrangement

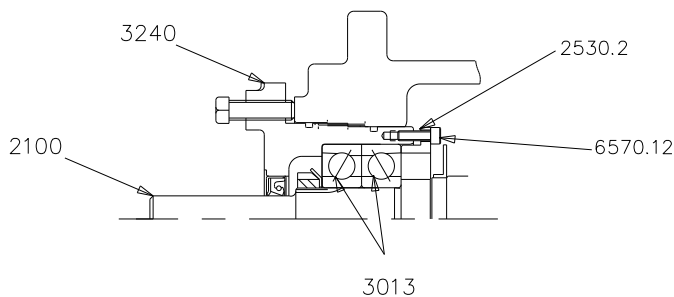


Item	Description	3200	Bearing housing	4610.2	O-ring - bearing carrier
1100	Casing	3240	Bearing carrier	6521	Bearing housing vent/breather (on ANSI 3A™ power ends replaced by a plug)
1220	Cover	3712	Bearing locknut	6541.1	Lockwasher - bearing
1340	Adapter - bearing housing	3855	Constant level oiler (not shown)	6569.1	Plug - bearing housing drain
2100	Shaft	3856	Sight gage - bearing housing	6570.12	Screw - clamp
2200	Impeller	4120	Gland	6570.2	Screw - cover/adaptor
2400	Sleeve, optional	4130	Packing - optional	6570.3	Screw - bearing carrier set
2530.1	Retaining ring - bearing	4134	Seal cage - packing optional,	6570.4	Screw - foot
2530.2	Retaining ring - clamp type	4200	Mechanical seal	6570.5	Screw - bearing housing
2540	Deflector - inboard optional	4310.1	Oil seal inboard	6572.1	Stud - casing
2541	Oil flinger - optional	4310.2	Oil seal outboard	6572.2	Stud - gland
3011	Ball bearing - inboard	4590.1	Gasket - cover	6580.1	Nut - casing
3013	Ball bearing - outboard	4590.2	Gasket - impeller	6580.2	Nut - gland
3126.1	Shim	4590.3	Gasket - Gland	6700	Key - shaft/coupling
3134	Support foot	4610.1	O-ring - adapter		

8.2 Standard Mark 3 pump, Group 2 and 3



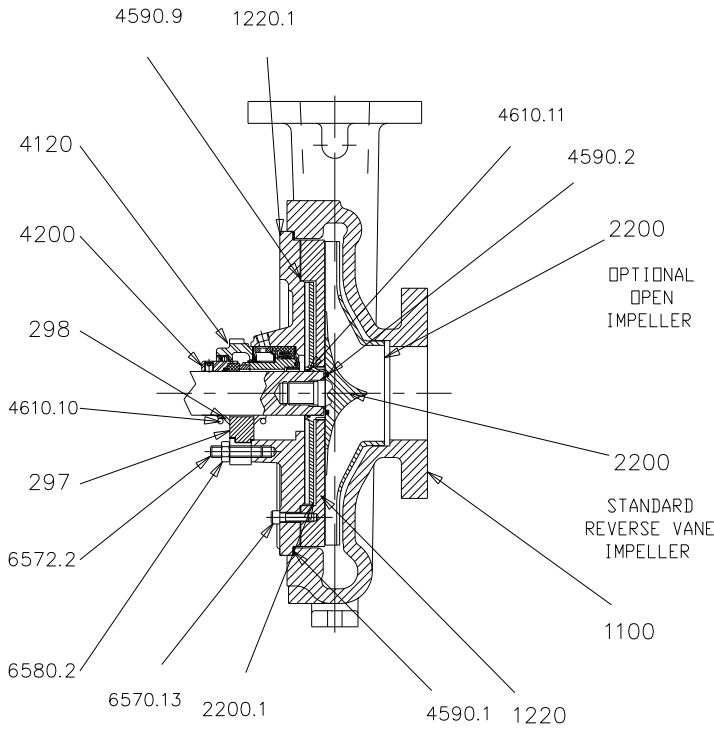
Group 2 Optional duplex bearing arrangement** Group 3 Standard bearing clamp arrangement



Item	Description	3200	Bearing housing	4610.2	O-ring - bearing carrier
1100	Casing	3240	Bearing carrier	6521	Bearing housing vent/breather (on ANSI 3A™ power ends replaced by a plug)
1220	Cover	3712	Bearing locknut	6541.1	Lockwasher - bearing
1340	Adapter - bearing housing	3855	Constant level oiler (not shown)	6569.1	Plug - bearing housing drain
2100	Shaft	3856	Sight gage - bearing housing	6570.12	Screw - clamp
2200	Impeller	4120	Gland	6570.2	Screw - cover/adaptor
2400	Sleeve, optional	4130	Packing – optional (not shown)	6570.3	Screw - bearing carrier set
2530.1	Retaining ring - bearing	4134	Seal cage – packing optional,	6570.4	Screw - foot
2530.2	Retaining ring - clamp type	4200	Mechanical seal	6570.5	Screw - bearing housing
2540	Deflector - inboard optional	4310.1	Oil seal inboard	6572.1	Stud - casing
2541	Oil flinger - optional	4310.2	Oil seal outboard	6572.2	Stud - gland
3011	Ball bearing - inboard	4590.1	Gasket - cover	6580.1	Nut - casing
3013	Ball bearing - outboard	4590.2	Gasket - impeller	6580.2	Nut - gland
3126.1	Shim	4590.3	Gasket - gland	6700	Key - shaft/coupling
3134	Support foot	4610.1	O-ring - adapter		

** Standard on group 3-HD.

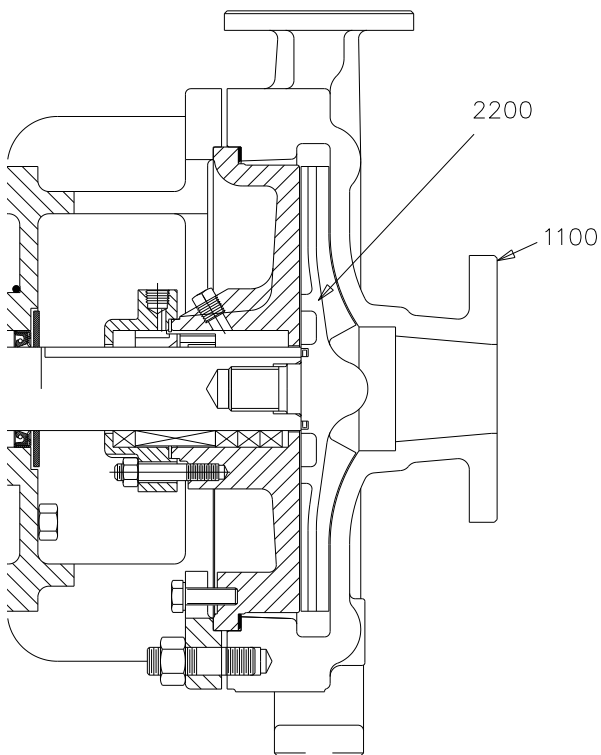
8.3 Mark 3 Sealmatic pump, Group 2



Item	Description
297	Seat
298	Lipseal
1100	Casing
1220	Cover
1220.1	Cover - repeller
2200	Impeller
2200.1	Repeller
4120	Gland
4200	Mechanical seal
4590.1	Gasket – cover
4590.2	Gasket – impeller
4590.9	Gasket – repeller cover
4610.10	O-ring - lipseal
4610.11	O-ring - repeller
6570.13	Screw – repeller cover
6572.2	Stud - gland
6580.2	Nut - gland

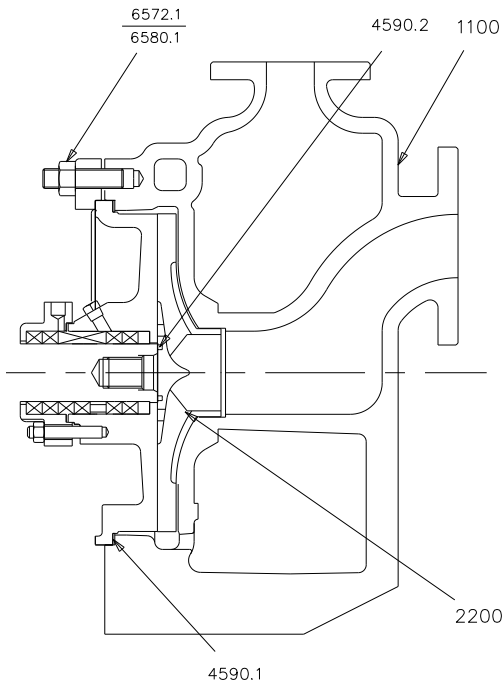
Notes:
See figures 6-30 GP3 Sealmatic wet end.

8.4 Mark 3 Lo-Flo, Group 2



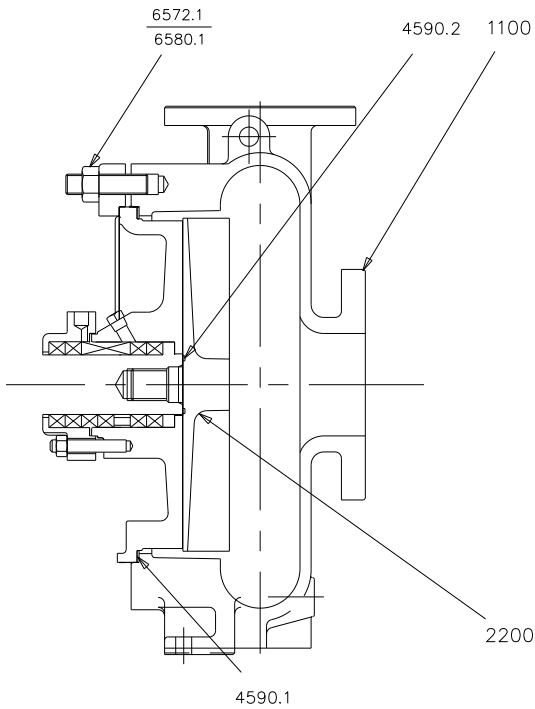
Item	Description
1100	Casing
1220	Cover

8.5 Mark 3 Unitized Self Priming pump, Group 2

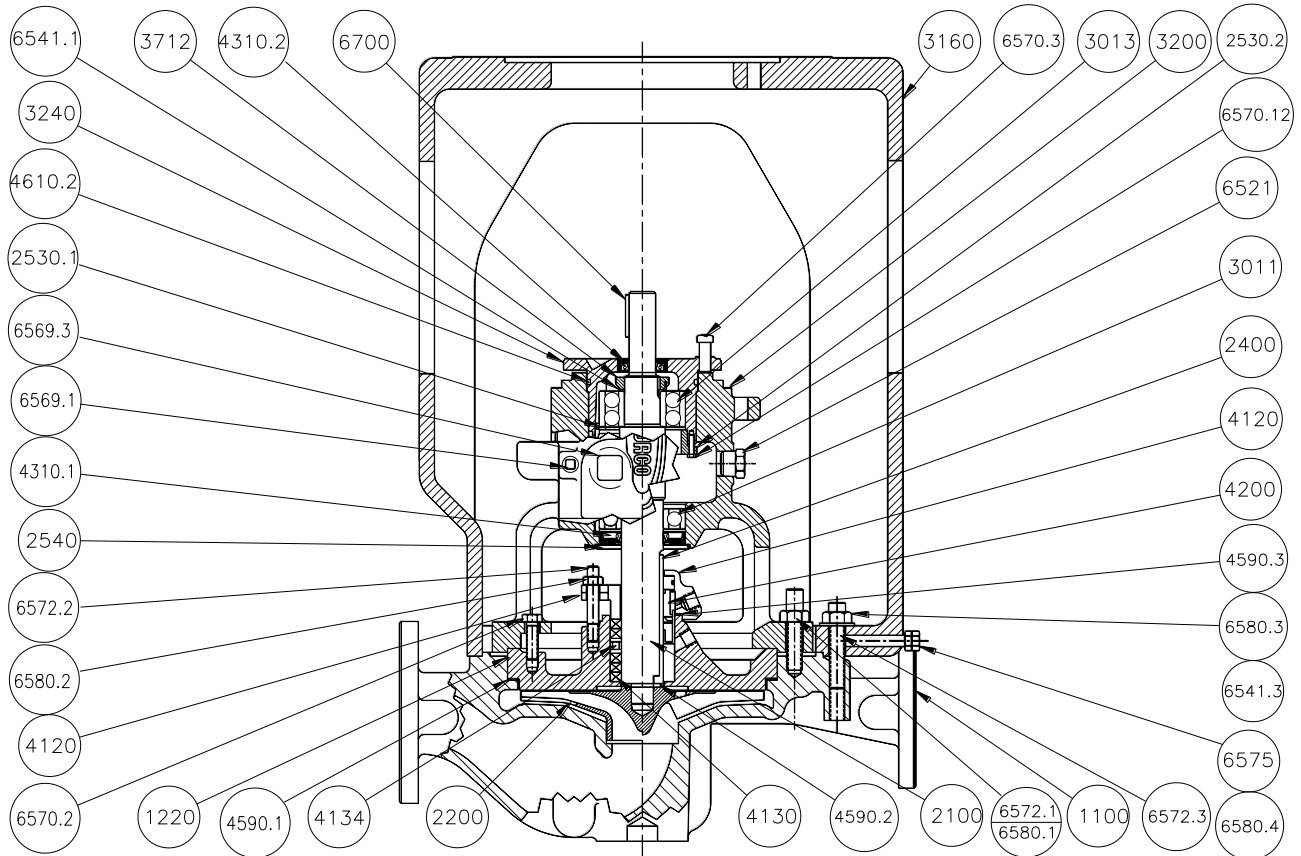


Item	Description
1100	Casing
2200	Impeller
4590.1	Gasket – cover
4590.2	Gasket - impeller
6572.1	Stud - casing
6580.1	Nut - casing

8.6 Mark 3 Recessed Impeller pump, Group 2



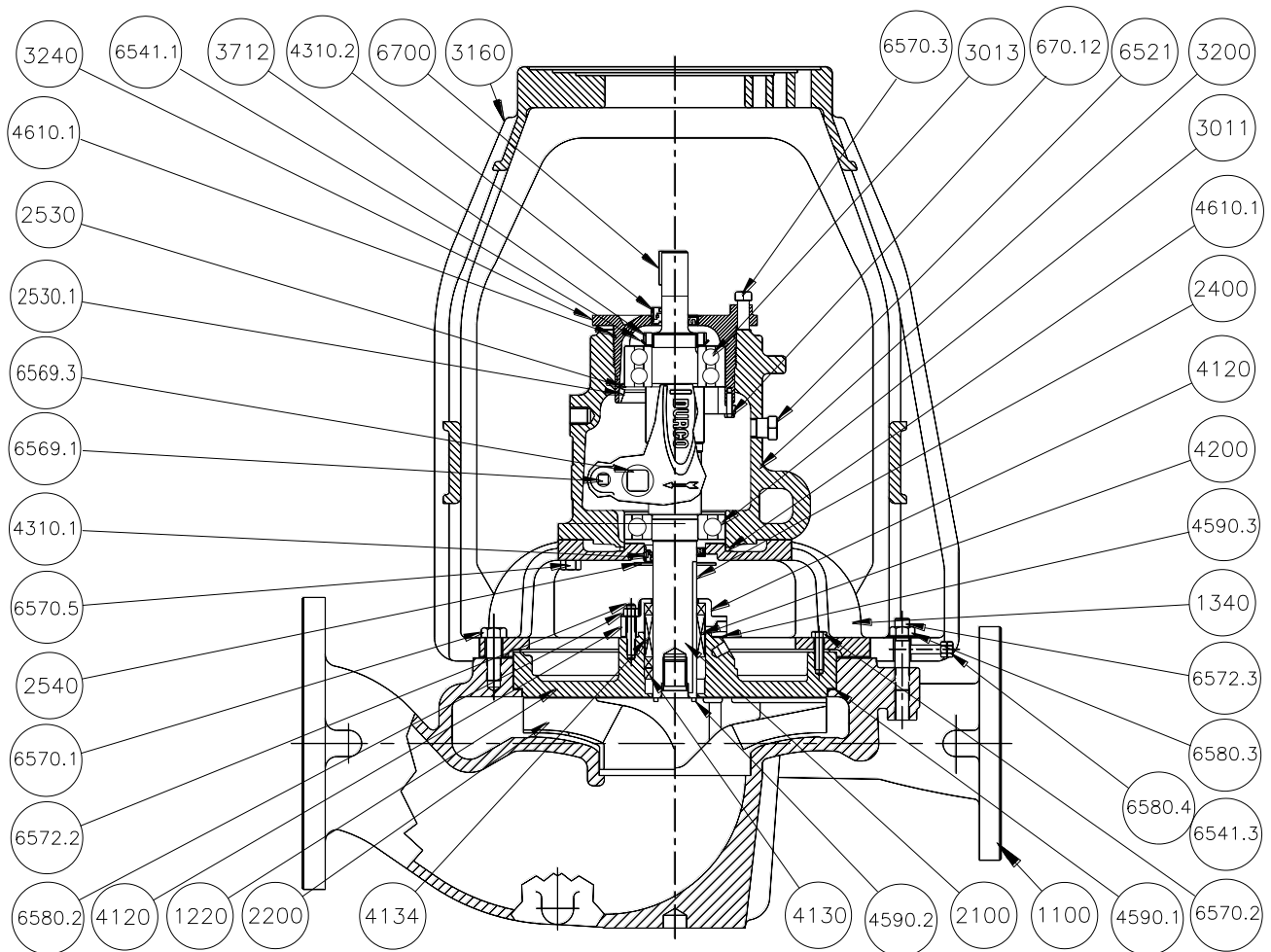
8.7 Mark 3 In-Line pump, Group 1



Item	Description	4120	Gland	6570.3	Screw - bearing carrier set
1100	Casing	4130	Packing - optional	6570.12	Screw - clamp
1220	Cover	4134	Seal cage – packing optional,	6570.15*	Screw – pump stand
2100	Shaft	4200	Mechanical seal	6572.1	Stud - casing
2200	Impeller	4310.1	Oil seal inboard	6572.2	Stud - gland
2400	Sleeve, optional	4310.2	Oil seal outboard	6572.3	Stud – pedestal casing
2530.1	Retaining ring - bearing	4590.1	Gasket - cover	6575	Jackscrew
2530.2	Retaining ring - clamp type	4590.2	Gasket - impeller	6580.1	Nut - casing
2540	Deflector - inboard optional	4590.3	Gasket - Gland	6580.2	Nut - gland
3011	Ball Bearing - inboard	4610.2	O-ring - bearing carrier	6580.3	Nut – pedestal casing
3013	Ball Bearing - outboard	6521	Plug - Bearing housing vent	6580.4	Nut – Jackscrew jam nut
3160	Motor pedestal	6541.1	Lockwasher - bearing	6700	Key - shaft/coupling
3170*	Pump stand	6541.3	Washer		
3200	Bearing housing	6569.1	Plug		
3240	Bearing carrier	6569.3	Plug – Sight gage		
3712	Bearing locknut	6570.2	Screw - cover/adapter		

*Not Shown

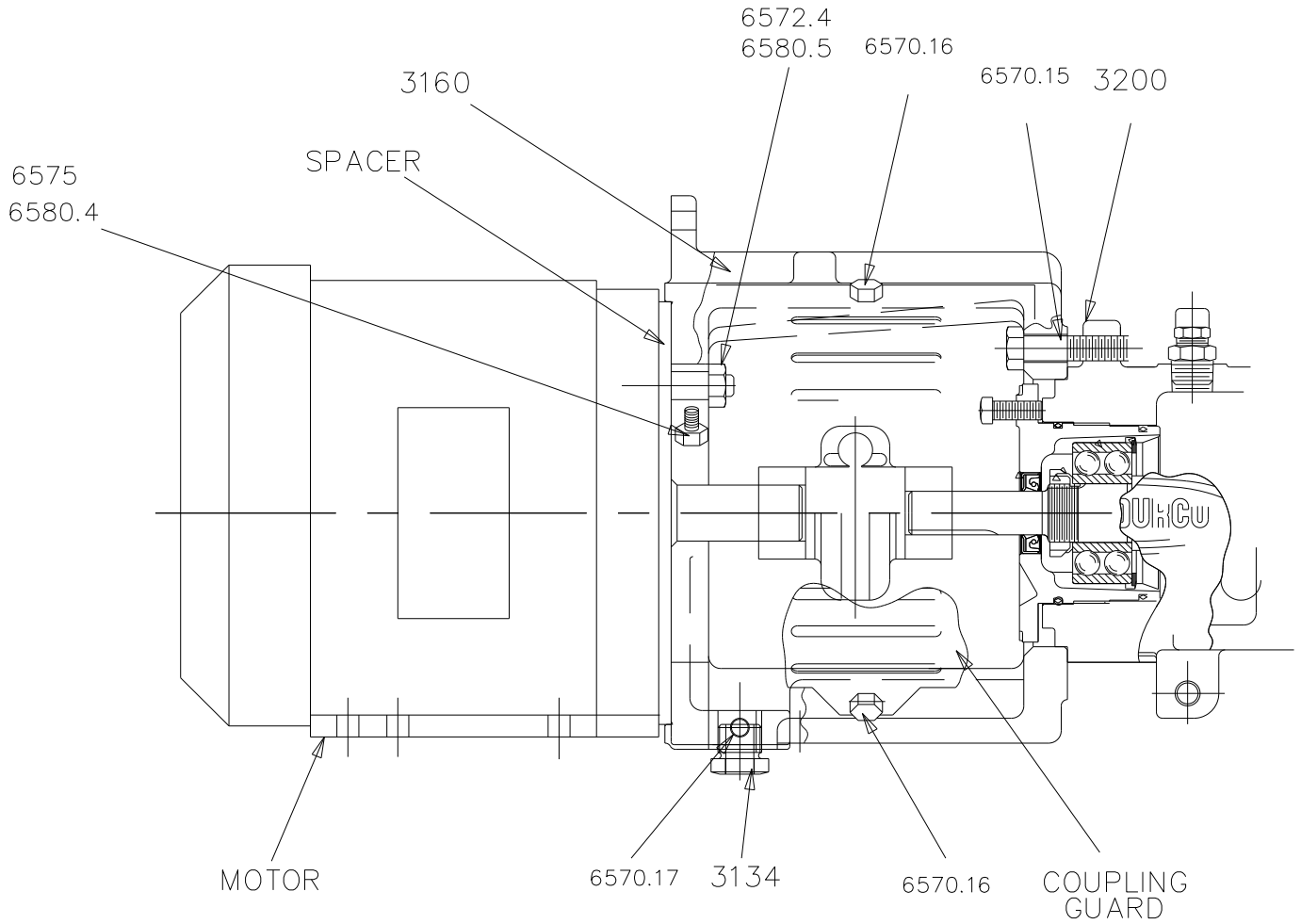
8.8 Mark 3 In-Line pump, Group 2



Item	Description				
1100	Casing	3712	Bearing locknut	6569.3	Plug – sight gage
1220	Cover	4120	Gland	6570.1	Screw - casing
1340	Adapter - bearing housing	4130	Packing - optional	6570.2	Screw - cover/adapter
2100	Shaft	4134	Seal cage – packing optional,	6570.3	Screw - bearing carrier set
2200	Impeller	4200	Mechanical seal	6570.5	Screw - bearing housing
2400	Sleeve, optional	4310.1	Oil seal inboard	6570.12	Screw - clamp
2530.1	Retaining ring - bearing	4310.2	Oil seal outboard	6570.15*	Screw – pump stand
2530.2	Retaining ring - clamp type	4590.1	Gasket - cover	6572.2	Stud - gland
2540	Deflector - inboard optional	4590.2	Gasket - impeller	6572.3	Stud – pedestal casing
3011	Ball bearing - inboard	4590.3	Gasket - gland	6575	Jackscrew
3013	Ball bearing - outboard	4610.1	O-ring - adapter	6580.2	Nut - gland
3160	Motor pedestal	4610.2	O-ring - bearing carrier	6580.3	Nut – pedestal casing
3170*	Pump stand	6521	Plug - Bearing housing vent	6580.4	Nut – Jackscrew jam nut
3200	Bearing housing	6541.1	Lockwasher - bearing	6700	Key - shaft/coupling
3240	Bearing carrier	6541.3	Washer		
		6569.1	Plug		

*Not Shown

8.9 Mark 3 C-Face Adapter, Group 1 and 2



Item	Description	6570.17	Screw – foot set screw
3134	Support foot	6572.4	Stud - motor
3160	Motor pedestal – C-Face	6575	Jackscrew
3200	Bearing housing	6580.4	Nut - jackscrew
6570.15	Screw – bearing housing	6580.5	Nut - motor
6570.16	Screw – coupling guard		